

Hot Cocoa From Scratch

You Need:




2 heaping tsp. sugar



1 heaping tsp. cocoa




pinch salt



1 cup milk



1 teaspoon



saucepan




liquid
measuring cup



drinking
mug

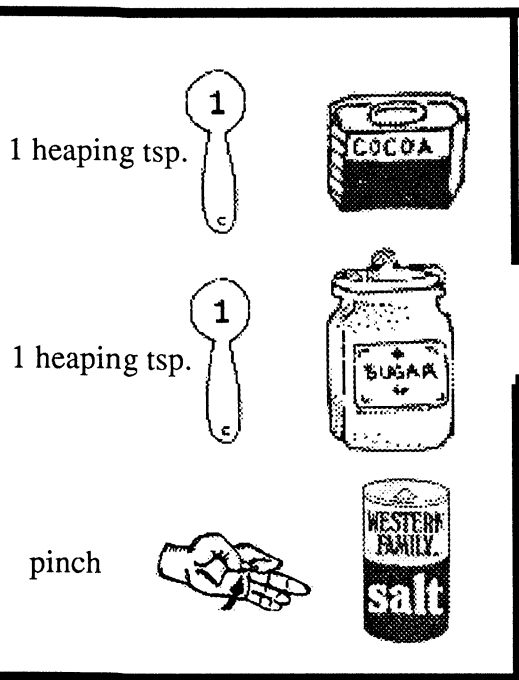


spoon




spoon


1.



Add 1 heaping tsp. cocoa, 2 heaping tsp. sugar and a pinch of salt to a mug and stir.

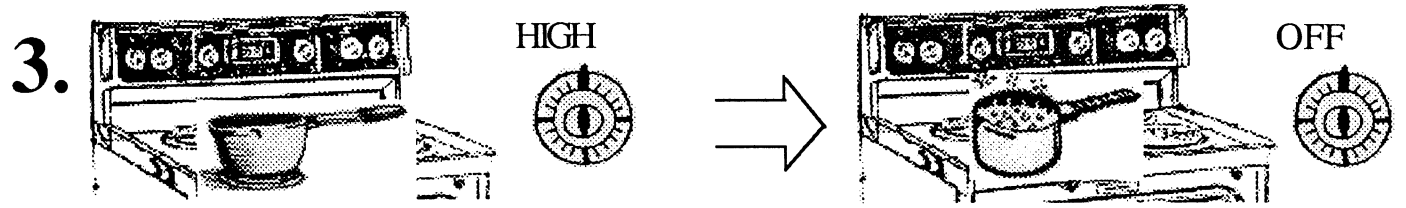


2.

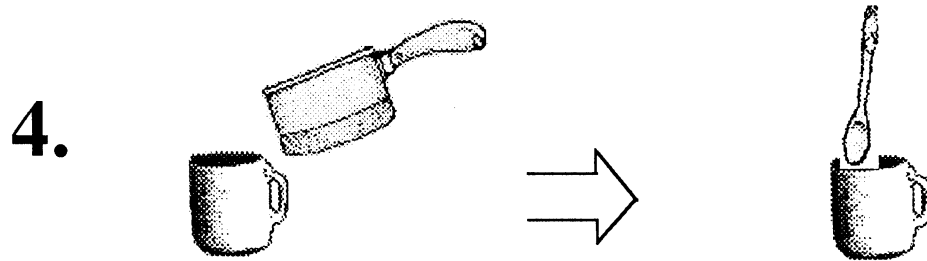


Measure and add 2 cups milk to a saucepan.





Put pan on stove. Turn stove to MEDIUM heat and cook till HOT.
Take off stove and turn stove OFF.



Pour HOT milk into mug and stir well.

HOT COCOA FROM SCRATCH

You Need:

1 heaping tsp. cocoa
2 heaping tsp. sugar
pinch of salt
1 cup milk
1 teaspoon
wooden spoon
liquid measuring cup
saucepan
drinking mug
spoon

1. Add 1 heaping tsp. cocoa, 2 heaping tsp. sugar and a pinch of salt to a mug and stir.
2. Measure and add 1 cup milk to a saucepan.
3. Put pan on stove. Turn to MEDIUM heat and cook till HOT. Take off stove and turn stove OFF.
4. Pour HOT milk into mug and stir well.