

Fruit Cup Lab

You Need:



1 orange




1 apple



1 banana



8 pineapple
chunks



water



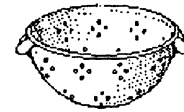
1 maraschino
cherry



1/2 cup 7 - Up



2 spoons



strainer



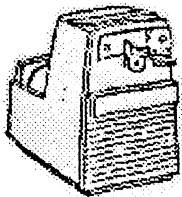
1 cup liquid
measuring cup



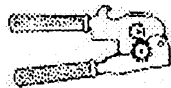
wooden spoon




2 custard cups



electric or hand can opener



bowl

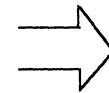

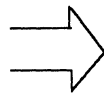


cutting board

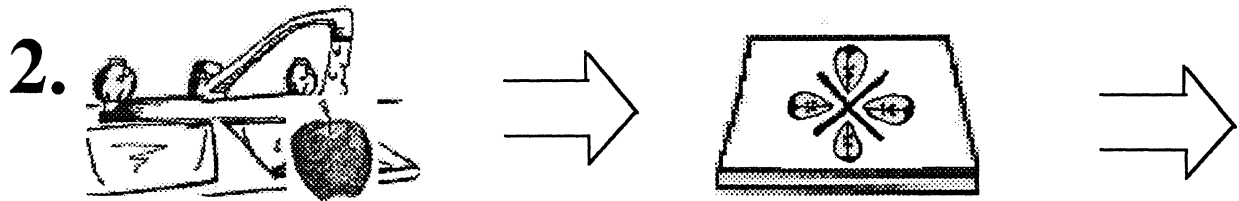


knife

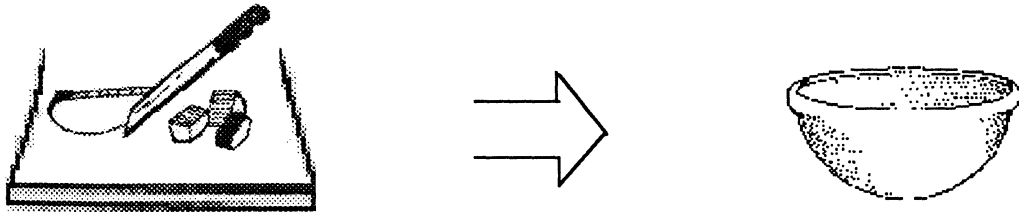
1.



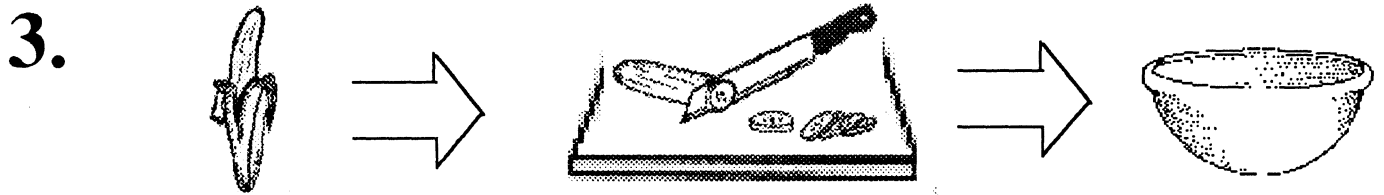
Carefully, peel an orange by hand or with a knife. Divide orange into sections. Cut into bite-size pieces. Put in large bowl.



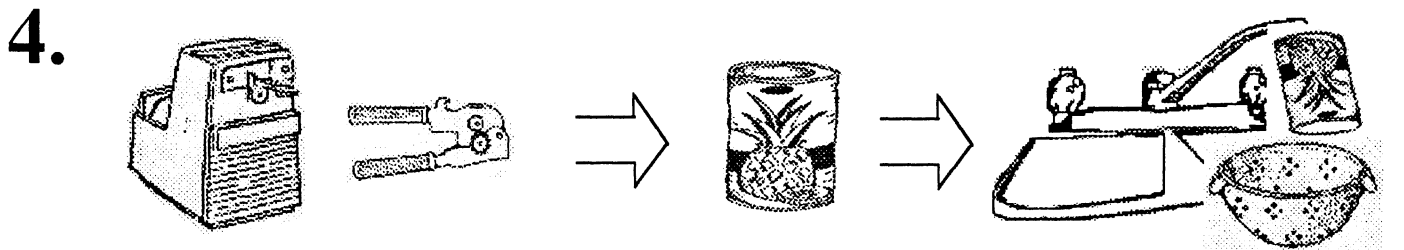
Wash apple. Cut into quarters.



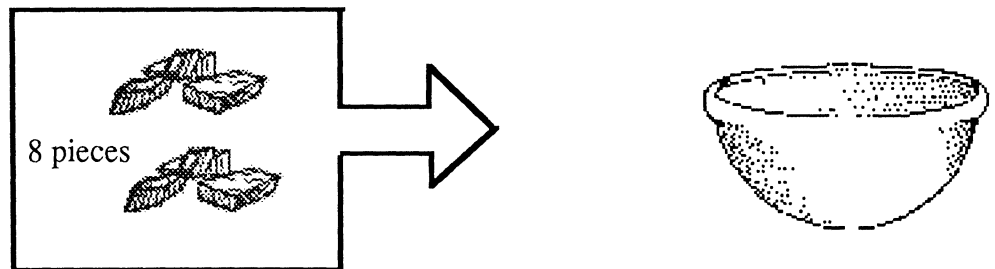
Remove core. Cut into bite-size pieces. Put in large bowl.



Peel banana. Cut into bite-size slices. Put in large bowl.

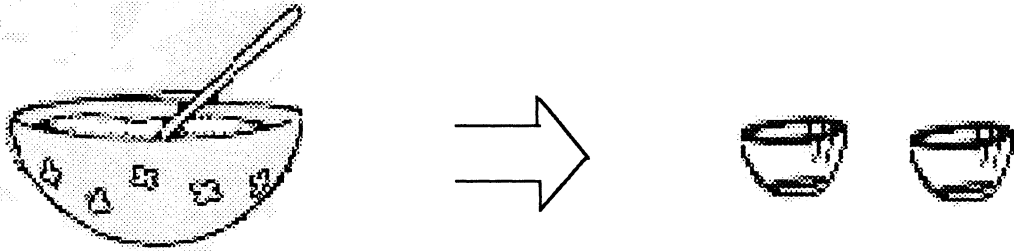


Open can of pineapple chunks using an electric or hand can opener. Drain over sink.



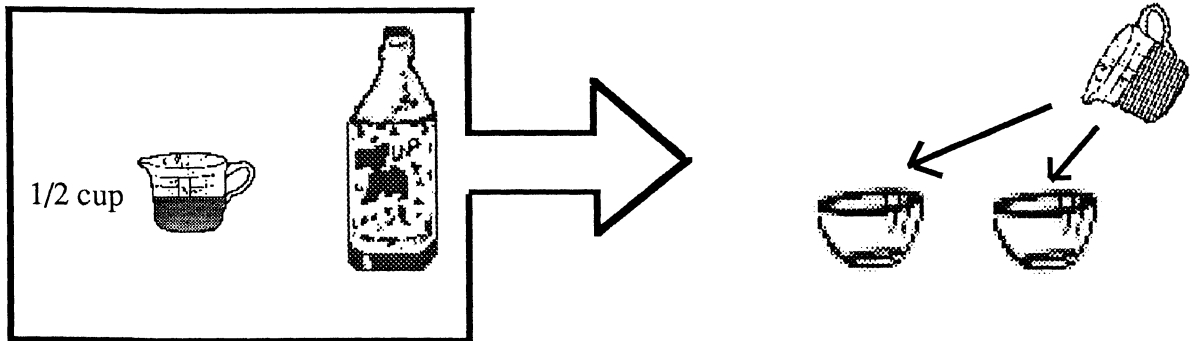
Take out 8 pieces. Put in large bowl.

5.



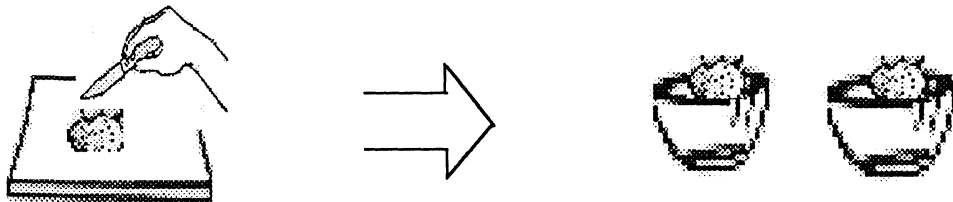
Carefully, toss all fruits together in bowl. Divide fruit between 2 custard cups.

6.



Measure 1/2 cup 7-UP. Pour half into each custard cup.

7.



Cut maraschino cherry in half. Place one-half on top of each cup of fruit.

FRUIT CUP LAB

You Need:

1 orange	electric or hand can opener
1 apple	cutting board
1 banana	knife
8 pineapple chunks	strainer
1 maraschino cherry	large bowl
water	2 spoons
1/2 cup 7-UP	1 cup liquid measuring cup
wooden spoon	

1. Carefully peel an orange by hand or with a knife. Divide orange into sections. Cut into bite-size pieces. Put in large bowl.
2. Wash apple. Cut into quarters. Remove core. Cut into bite-size pieces. Put in large bowl.
3. Peel banana. Cut into bite-size slices. Put in large bowl.
4. Open can of pineapple chunks using an electric or hand can opener. Drain over sink. Take out 8 pieces. Put in large bowl.
5. Carefully, toss all fruits together in bowl. Divide fruit between 2 custard cups.
6. Measure 1/2 cup 7-UP. Pour half into each custard cup.
7. Cut maraschino cherry in half. Place one-half on top of each fruit cup.