

Cancel a Course Enrollment

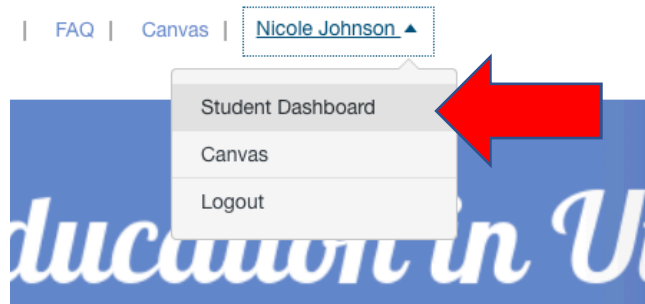
(1) Navigate to [UEN.org/register](https://uen.org/register)



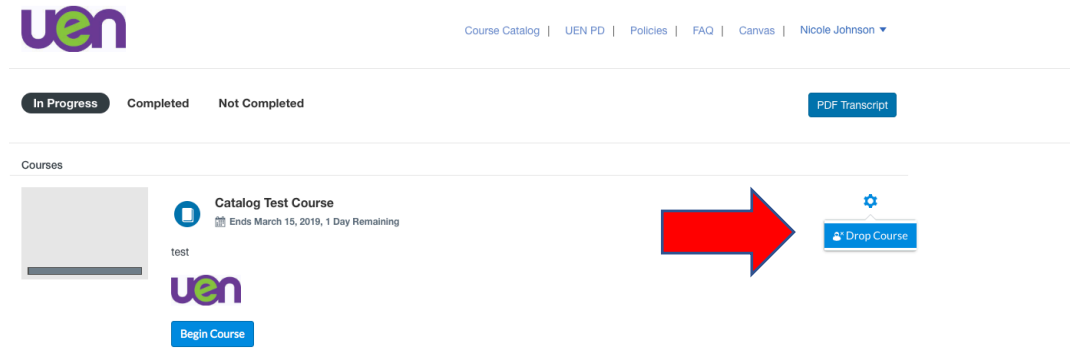
(2) Log into your account by clicking log in at the top right corner



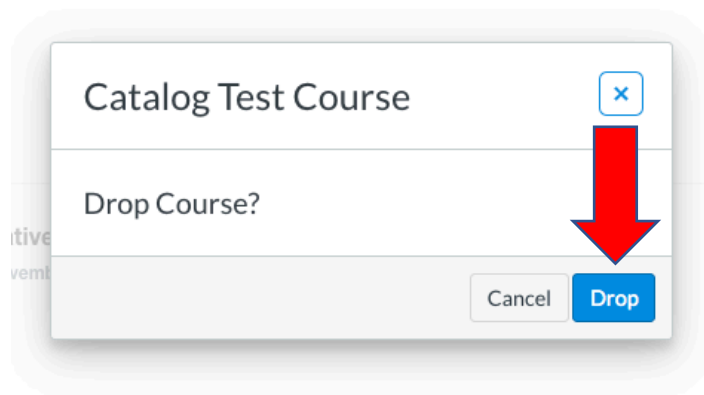
(3) After logging in, you will be directed to your student dashboard. You can also find your Student Dashboard by clicking your name in the top right corner and selecting 'Student Dashboard'



(4) Locate the course you want to drop and select the 'Settings' Icon. Select Drop Course



(5) Select Drop Course



(6) If you have any questions, please contact us at training@uen.org