

## ENDEAVOR HALL

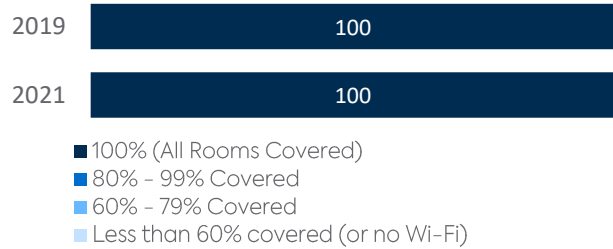
### CHARTER FACTS

ENROLLMENT .....	343
NUMBER OF SCHOOLS .....	1
ESTIMATED % OF STUDENTS WITH INADEQUATE HOME INTERNET SERVICE .....	0%
% OF STUDENTS RECEIVING REMOTE INTERNET ACCESS SOLUTIONS OR SERVICE .....	0%

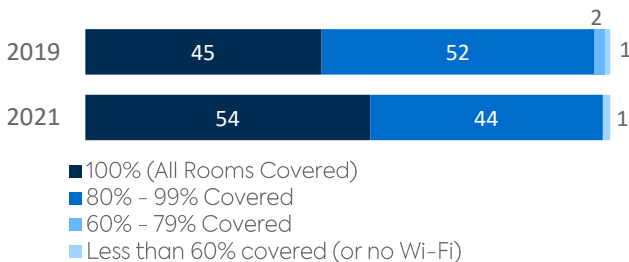
### WI-FI NETWORKS

#### Wi-Fi Coverage Reported by Schools (%)

#### Charter Coverage

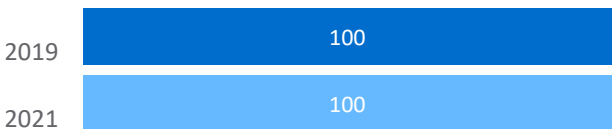


#### Statewide Coverage

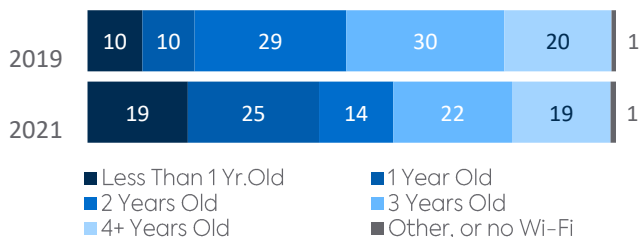


#### Age of Wi-Fi Access Points Reported by Schools (%)

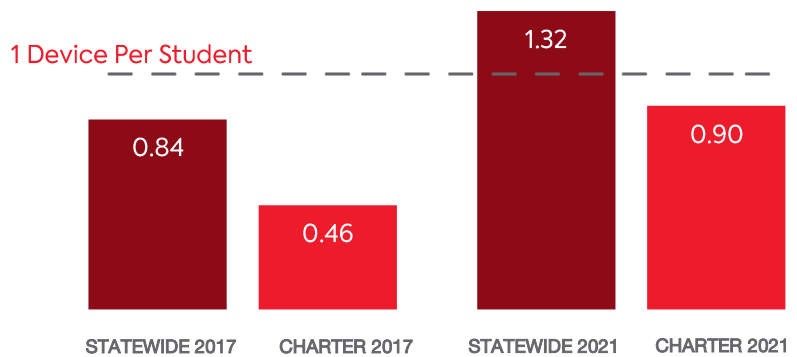
#### Charter Coverage



#### Statewide Coverage



### COMPUTING DEVICES PER STUDENT

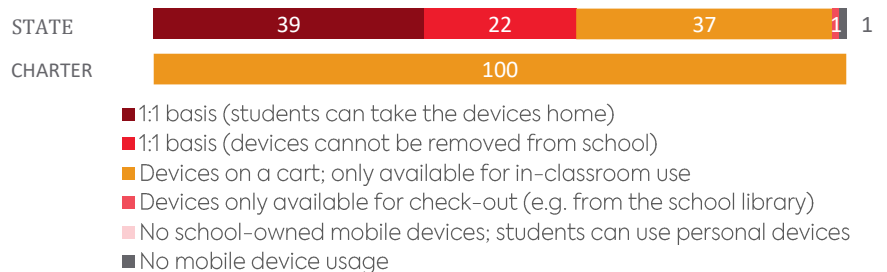


### COMPUTING DEVICES USED IN SCHOOLS

	Student Use	Teacher/Admin Use	Change in the # of Devices Since 2017	Percent Change Since 2017	Percent Change Statewide
DESKTOPS   WINDOWS OS	2	2	+2	100%	-30%
LAPTOPS   WINDOWS OS	70	35	-90	-46%	112%
DESKTOPS   MAC	0	0	0	N/A	-25%
LAPTOPS   MAC	0	0	0	N/A	3%
CHROMEBOOKS   GOOGLE	232	0	+117	102%	126%
TABLETS   WINDOWS	0	0	0	N/A	86%
TABLETS   ANDROID	0	0	0	N/A	-23%
TABLETS   IOS	0	0	0	N/A	21%
OTHER DEVICES	6	0	0	0%	-88%
<b>ALL COMPUTING DEVICES</b>	<b>310</b>	<b>37</b>	<b>+29</b>	<b>9%</b>	<b>59%</b>

### MOBILE DEPLOYMENT

#### Wireless Device Policies at Schools (%)



### FULL-TIME EQUIVALENT (FTE) TECHNICAL SUPPORT STAFF IN UTAH SCHOOLS

