

WALLACE STEGNER ACADEMY

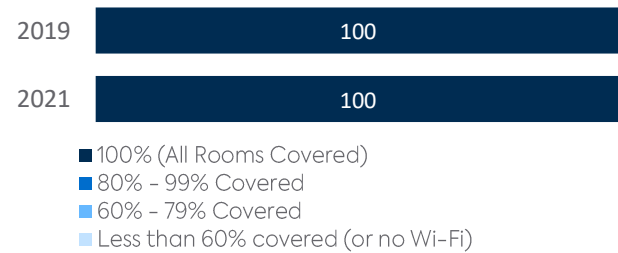
CHARTER FACTS

ENROLLMENT.....1,255
 NUMBER OF SCHOOLS.....1
 ESTIMATED % OF STUDENTS WITH INADEQUATE HOME INTERNET SERVICE20%
 % OF STUDENTS RECEIVING REMOTE INTERNET ACCESS SOLUTIONS OR SERVICE.....0%

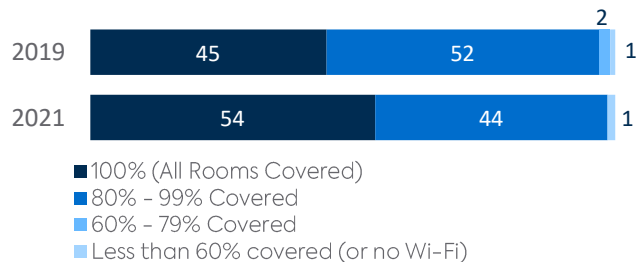
WI-FI NETWORKS

Wi-Fi Coverage Reported by Schools (%)

Charter Coverage

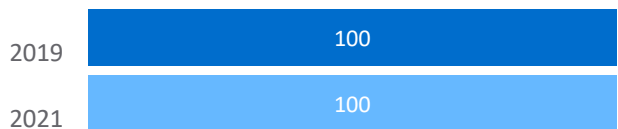


Statewide Coverage

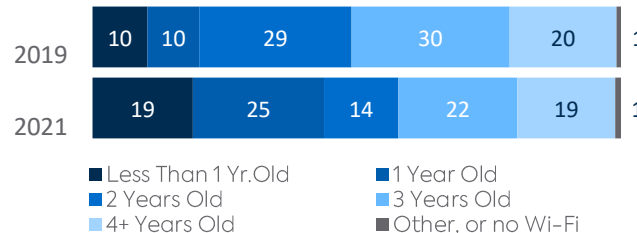


Age of Wi-Fi Access Points Reported by Schools (%)

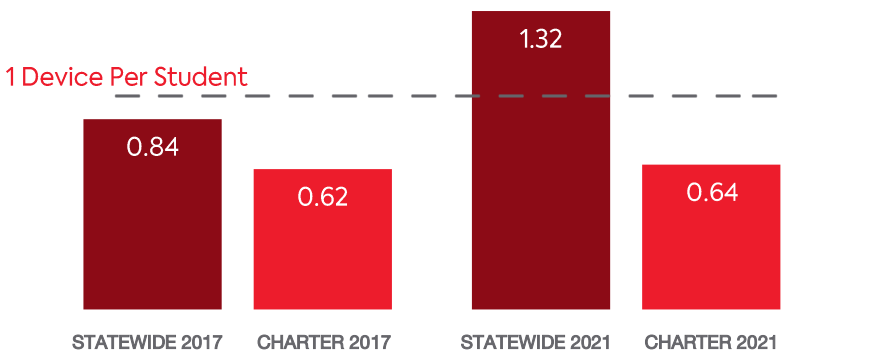
Charter Coverage



Statewide Coverage



COMPUTING DEVICES PER STUDENT

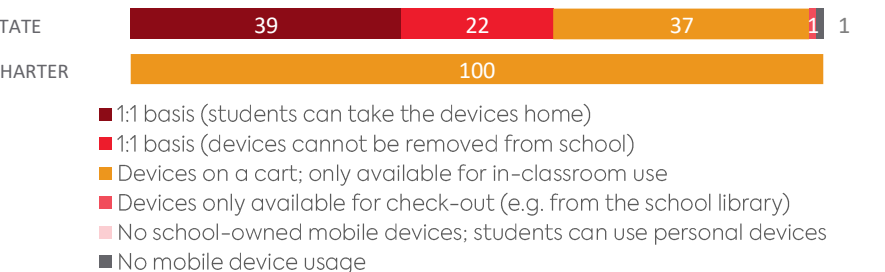


COMPUTING DEVICES USED IN SCHOOLS

	Student Use	Teacher/ Admin Use	Change in the # of Devices Since 2017	Percent Change Since 2017	Percent Change Statewide
DESKTOPS WINDOWS OS	0	0	-2	-100%	-30%
LAPTOPS WINDOWS OS	0	0	0	N/A	112%
DESKTOPS MAC	0	0	0	N/A	-25%
LAPTOPS MAC	0	55	+28	104%	3%
CHROMEBOOKS GOOGLE	800	3	+450	127%	126%
TABLETS WINDOWS	0	3	0	N/A	86%
TABLETS ANDROID	0	0	0	N/A	-23%
TABLETS IOS	0	6	+2	50%	21%
OTHER DEVICES	0	0	0	N/A	-88%
ALL COMPUTING DEVICES	800	67	+481	125%	59%

MOBILE DEPLOYMENT

Wireless Device Policies at Schools (%)



FULL-TIME EQUIVALENT (FTE) TECHNICAL SUPPORT STAFF IN UTAH SCHOOLS

