

## CANYONS SCHOOL DISTRICT

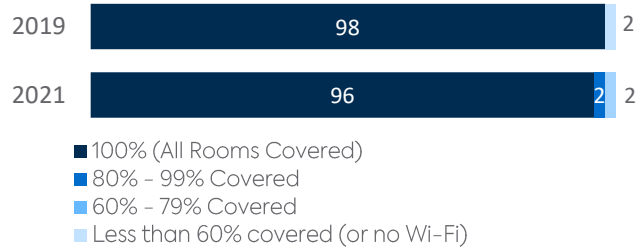
### DISTRICT FACTS

ENROLLMENT .....34,152  
 NUMBER OF SCHOOLS .....49  
 ESTIMATED % OF STUDENTS WITH INADEQUATE HOME INTERNET SERVICE .....13.7%  
 % OF STUDENTS RECEIVING REMOTE INTERNET ACCESS SOLUTIONS OR SERVICE .....3%

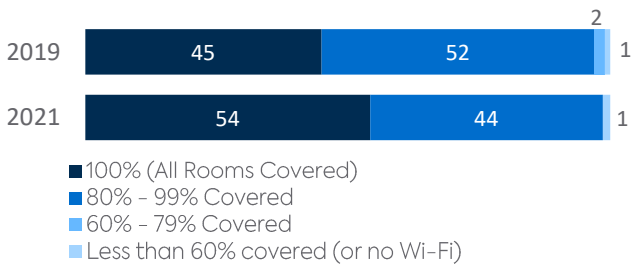
### WI-FI NETWORKS

#### Wi-Fi Coverage Reported by Schools (%)

#### District Coverage

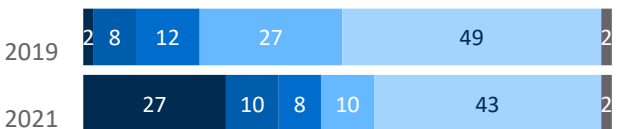


#### Statewide Coverage

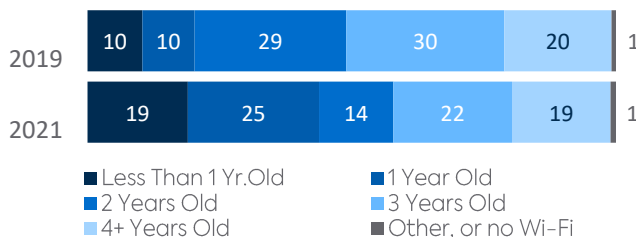


#### Age of Wi-Fi Access Points Reported by Schools (%)

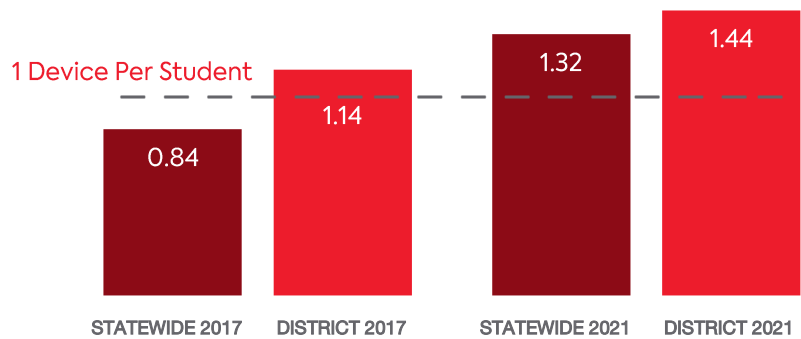
#### District Coverage



#### Statewide Coverage



### COMPUTING DEVICES PER STUDENT



### COMPUTING DEVICES USED IN SCHOOLS

Device Type	Student Use	Teacher/Admin Use	Change in the # of Devices Since 2017	Percent Change Since 2017	Percent Change Statewide
DESKTOPS   WINDOWS OS	2,268	472	-1,203	-31%	-30%
LAPTOPS   WINDOWS OS	253	406	-249	-27%	112%
DESKTOPS   MAC	1,445	381	-899	-33%	-25%
LAPTOPS   MAC	273	2,396	-2,585	-49%	3%
CHROMEBOOKS   GOOGLE	37,086	42	+15,403	71%	126%
TABLETS   WINDOWS	0	8	0	0%	86%
TABLETS   ANDROID	16	1	-145	-90%	-23%
TABLETS   IOS	7,873	1,833	+652	7%	21%
OTHER DEVICES	14	3	14	467%	-88%
<b>ALL COMPUTING DEVICES</b>	<b>49,228</b>	<b>5,542</b>	<b>+10,988</b>	<b>25%</b>	<b>59%</b>

### MOBILE DEPLOYMENT

#### Wireless Device Policies at Schools (%)



### FULL-TIME EQUIVALENT (FTE) TECHNICAL SUPPORT STAFF IN UTAH SCHOOLS

