

## GRAND COUNTY SCHOOL DISTRICT

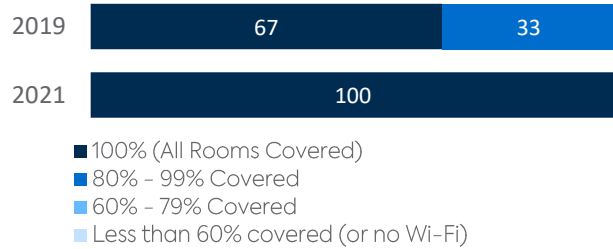
### DISTRICT FACTS

ENROLLMENT .....1,448  
 NUMBER OF SCHOOLS .....3  
 ESTIMATED % OF STUDENTS WITH INADEQUATE HOME INTERNET SERVICE .....9%  
 % OF STUDENTS RECEIVING REMOTE INTERNET ACCESS SOLUTIONS OR SERVICE .....3%

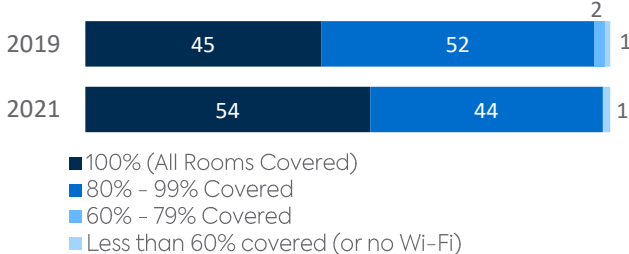
### WI-FI NETWORKS

#### Wi-Fi Coverage Reported by Schools (%)

#### District Coverage




#### Statewide Coverage

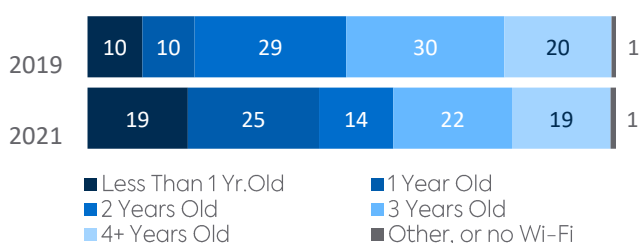


#### Age of Wi-Fi Access Points Reported by Schools (%)

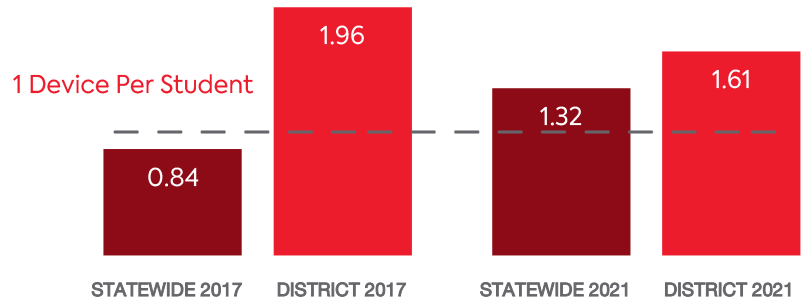
#### District Coverage



#### Statewide Coverage



### COMPUTING DEVICES PER STUDENT

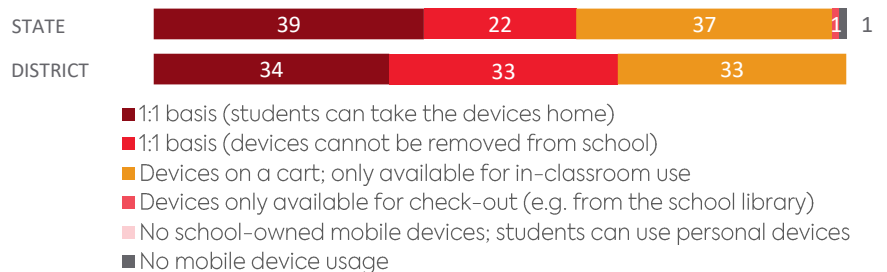


### COMPUTING DEVICES USED IN SCHOOLS

Device Type	Student Use	Teacher/Admin Use	Change in the # of Devices Since 2017	Percent Change Since 2017	Percent Change Statewide
DESKTOPS   WINDOWS OS	357	194	+66	14%	-30%
LAPTOPS   WINDOWS OS	33	10	-77	-64%	112%
DESKTOPS   MAC	24	1	+1	4%	-25%
LAPTOPS   MAC	0	5	+3	150%	3%
CHROMEBOOKS   GOOGLE	1,854	5	+909	96%	126%
TABLETS   WINDOWS	0	1	1	N/A	86%
TABLETS   ANDROID	25	0	-15	-38%	-23%
TABLETS   IOS	36	47	+44	113%	21%
OTHER DEVICES	0	0	0	N/A	-88%
<b>ALL COMPUTING DEVICES</b>	<b>2,329</b>	<b>263</b>	<b>+932</b>	<b>56%</b>	<b>59%</b>

### MOBILE DEPLOYMENT

#### Wireless Device Policies at Schools (%)



### FULL-TIME EQUIVALENT (FTE) TECHNICAL SUPPORT STAFF IN UTAH SCHOOLS

