

## IRON COUNTY SCHOOL DISTRICT

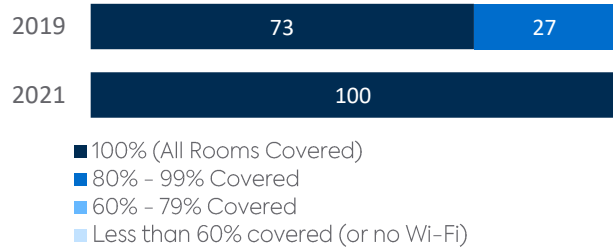
### DISTRICT FACTS

ENROLLMENT .....	10,147
NUMBER OF SCHOOLS .....	16
ESTIMATED % OF STUDENTS WITH INADEQUATE HOME INTERNET SERVICE .....	16%
% OF STUDENTS RECEIVING REMOTE INTERNET ACCESS SOLUTIONS OR SERVICE .....	5%

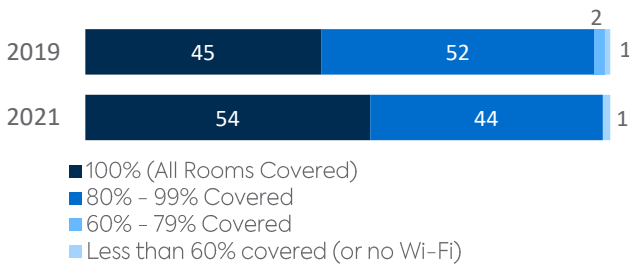
### WI-FI NETWORKS

#### Wi-Fi Coverage Reported by Schools (%)

#### District Coverage



#### Statewide Coverage

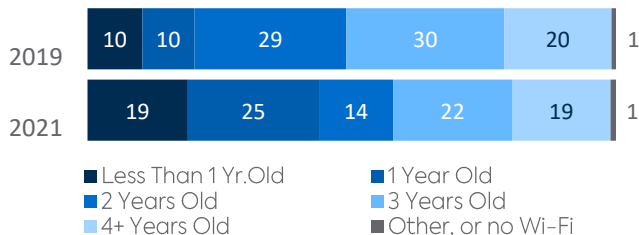


#### Age of Wi-Fi Access Points Reported by Schools (%)

#### District Coverage

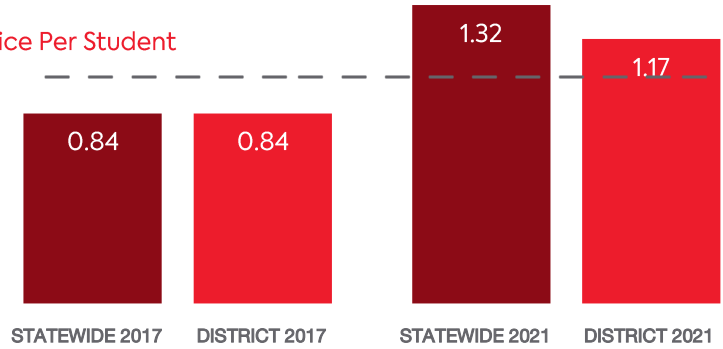


#### Statewide Coverage



### COMPUTING DEVICES PER STUDENT

1 Device Per Student



### COMPUTING DEVICES USED IN SCHOOLS

Device Type	Student Use	Teacher/Admin Use	Change in the # of Devices Since 2017	Percent Change Since 2017	Percent Change Statewide
DESKTOPS   WINDOWS OS	675	39	+127	22%	-30%
LAPTOPS   WINDOWS OS	44	14	+39	205%	112%
DESKTOPS   MAC	197	83	-749	-73%	-25%
LAPTOPS   MAC	0	538	+312	138%	3%
CHROMEBOOKS   GOOGLE	10,495	604	+5,109	85%	126%
TABLETS   WINDOWS	0	0	0	N/A	86%
TABLETS   ANDROID	0	0	0	N/A	-23%
TABLETS   IOS	453	243	+185	36%	21%
OTHER DEVICES	15	0	-15	-50%	-88%
<b>ALL COMPUTING DEVICES</b>	<b>11,879</b>	<b>1,521</b>	<b>+5,008</b>	<b>60%</b>	<b>59%</b>

### MOBILE DEPLOYMENT

#### Wireless Device Policies at Schools (%)



- 1:1 basis (students can take the devices home)
- 1:1 basis (devices cannot be removed from school)
- Devices on a cart; only available for in-classroom use
- Devices only available for check-out (e.g. from the school library)
- No school-owned mobile devices; students can use personal devices
- No mobile device usage

### FULL-TIME EQUIVALENT (FTE) TECHNICAL SUPPORT STAFF IN UTAH SCHOOLS

