

MILLARD COUNTY SCHOOL DISTRICT

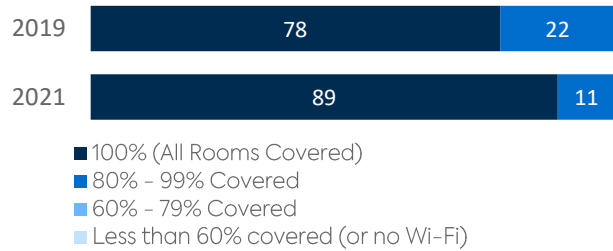
DISTRICT FACTS

ENROLLMENT3,074
 NUMBER OF SCHOOLS9
 ESTIMATED % OF STUDENTS WITH INADEQUATE HOME INTERNET SERVICE 5%
 % OF STUDENTS RECEIVING REMOTE INTERNET ACCESS SOLUTIONS OR SERVICE 1%

WI-FI NETWORKS

Wi-Fi Coverage Reported by Schools (%)

District Coverage




Statewide Coverage



Age of Wi-Fi Access Points Reported by Schools (%)

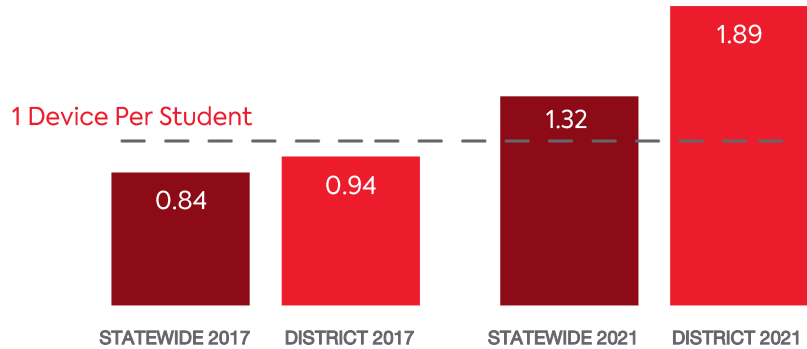
District Coverage



Statewide Coverage



COMPUTING DEVICES PER STUDENT



COMPUTING DEVICES USED IN SCHOOLS

Device Type	Student Use	Teacher/Admin Use	Change in the # of Devices Since 2017	Percent Change Since 2017	Percent Change Statewide
DESKTOPS WINDOWS OS	211	212	-550	-57%	-30%
LAPTOPS WINDOWS OS	0	189	-277	-59%	112%
DESKTOPS MAC	0	0	-7	-100%	-25%
LAPTOPS MAC	0	0	-12	-100%	3%
CHROMEBOOKS GOOGLE	5,346	0	+3,385	173%	126%
TABLETS WINDOWS	0	0	-17	-100%	86%
TABLETS ANDROID	0	0	-1	-100%	-23%
TABLETS IOS	148	42	-110	-37%	21%
OTHER DEVICES	120	0	120	N/A	-88%
ALL COMPUTING DEVICES	5,825	443	+2,531	68%	59%

MOBILE DEPLOYMENT

Wireless Device Policies at Schools (%)



FULL-TIME EQUIVALENT (FTE) TECHNICAL SUPPORT STAFF IN UTAH SCHOOLS

