

## TINTIC SCHOOL DISTRICT

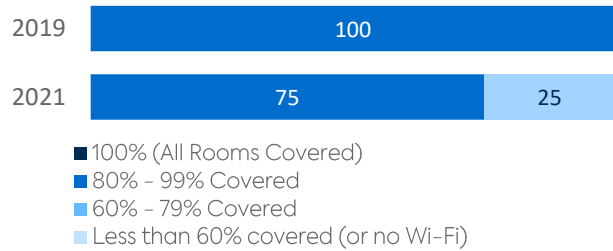
### DISTRICT FACTS

ENROLLMENT .....	233
NUMBER OF SCHOOLS .....	4
ESTIMATED % OF STUDENTS WITH INADEQUATE HOME INTERNET SERVICE .....	4.5%
% OF STUDENTS RECEIVING REMOTE INTERNET ACCESS SOLUTIONS OR SERVICE .....	0%

### WI-FI NETWORKS

#### Wi-Fi Coverage Reported by Schools (%)

#### District Coverage

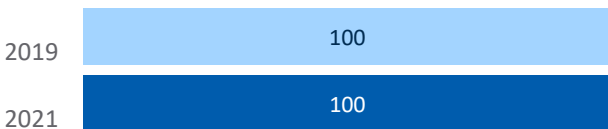


#### Statewide Coverage

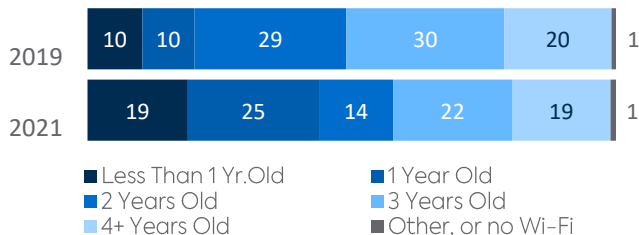


#### Age of Wi-Fi Access Points Reported by Schools (%)

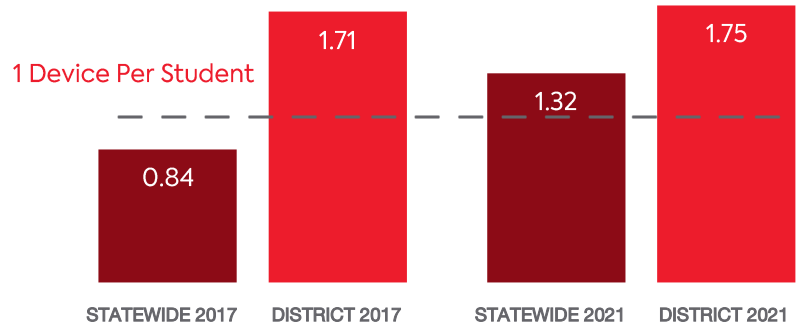
#### District Coverage



#### Statewide Coverage



### COMPUTING DEVICES PER STUDENT

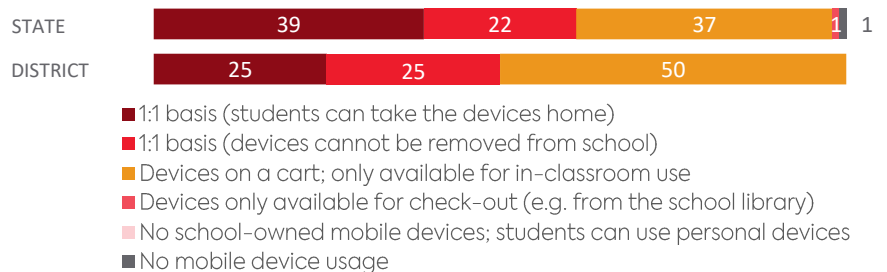


### COMPUTING DEVICES USED IN SCHOOLS

Device Type	Student Use	Teacher/Admin Use	Change in the # of Devices Since 2017	Percent Change Since 2017	Percent Change Statewide
DESKTOPS   WINDOWS OS	44	28	-4	-5%	-30%
LAPTOPS   WINDOWS OS	20	18	-1	-3%	112%
DESKTOPS   MAC	6	5	0	0%	-25%
LAPTOPS   MAC	0	4	-1	-20%	3%
CHROMEBOOKS   GOOGLE	318	5	+9	3%	126%
TABLETS   WINDOWS	0	4	0	0%	86%
TABLETS   ANDROID	0	0	0	N/A	-23%
TABLETS   IOS	20	8	0	0%	21%
OTHER DEVICES	0	0	0	N/A	-88%
<b>ALL COMPUTING DEVICES</b>	<b>408</b>	<b>72</b>	<b>+3</b>	<b>1%</b>	<b>59%</b>

### MOBILE DEPLOYMENT

#### Wireless Device Policies at Schools (%)



### FULL-TIME EQUIVALENT (FTE) TECHNICAL SUPPORT STAFF IN UTAH SCHOOLS

