

*Transforming Mathematics Education*

# SECONDARY MATH TWO

*An Integrated Approach*

Standard Teacher Notes

MODULE 3

# Solving Quadratics & Other Equations

MATHEMATICSVISIONPROJECT.ORG

**The Mathematics Vision Project**

Scott Hendrickson, Joleigh Honey, Barbara Kuehl, Travis Lemon, Janet Sutorius

© 2017 Mathematics Vision Project

Original work © 2013 in partnership with the Utah State Office of Education

This work is licensed under the Creative Commons Attribution CC BY 4.0



## MODULE 3 - TABLE OF CONTENTS

### *Solving Quadratic and Other Equations*

#### **3.1 The In-Betweeners – A Develop Understanding Task**

Examining values of continuous exponential functions between integers (N.RN.1)

**READY, SET, GO Homework: Solving Quadratic & Other Equations 3.1**

#### **3.2 Half-Interested – A Solidify Understanding Task**

Connecting radicals and rules of exponents to create meaning for rational exponents (N.RN.1)

**READY, SET, GO Homework: Solving Quadratic & Other Equations 3.2**

#### **3.3 More Interesting – A Solidify Understanding Task**

Verifying that properties of exponents hold true for rational exponents (F.IF.8, N.RN.1, N.RN.2, A.SSE.3c)

**READY, SET, GO Homework: Solving Quadratic & Other Equations 3.3**

#### **3.4 Radical Ideas – A Practice Understanding Task**

Becoming fluent converting between exponential and radical forms of expressions (N.RN.1, N.RN.2)

**READY, SET, GO Homework: Solving Quadratic & Other Equations 3.4**

#### **3.5 Throwing an Interception – A Develop Understanding Task**

Developing the Quadratic Formula as a way for finding x-intercepts and roots of quadratic functions  
(A.REI.4, A.CED.4)

**READY, SET, GO Homework: Solving Quadratic & Other Equations 3.5**

#### **3.6 Curbside Rivalry – A Solidify Understanding Task**

Examining how different forms of a quadratic expression can facilitate the solving of quadratic equations  
(A.REI.4, A.REI.7, A.CED.1, A.CED.4)

**READY, SET, GO Homework: Solving Quadratic & Other Equations 3.6**



### **3.7 Perfecting My Quads – A Solidify Understanding Task**

Building fluency with solving of quadratic equations (A.REI.4, A.REI.7, A.CED.1, A.CED.4)

**READY, SET, GO Homework: Solving Quadratic & Other Equations 3.7**

### **3.8 To Be Determined – A Develop Understanding Task**

Surfacing the need for complex number as solutions for some quadratic equations (A.REI.4, N.CN.7, N.CN.8, N.CN.9)

**READY, SET, GO Homework: Solving Quadratic & Other Equations 3.8**

### **3.9 My Irrational and Imaginary Friends – A Solidify Understanding Task**

Extending the real and complex number systems (N.RN.3, N.CN.1, N.CN.2, N.CN.7, N.CN.8, N.CN.9)

**READY, SET, GO Homework: Solving Quadratic & Other Equations 3.9**

### **3.10 iNumbers – A Practice Understanding Task**

Examining the arithmetic of real and complex numbers (N.RN.3, N.CN.1, N.CN.2, A.APR.1)

**READY, SET, GO Homework: Solving Quadratic & Other Equations 3.10**

### **3.11 Quadratic Quandaries – A Develop and Solidify Understanding Task**

Solving Quadratic Inequalities (A.SSE.1, A.CED.1, HS Modeling Standard)

**READY, SET, GO Homework: Solving Quadratic & Other Equations 3.11**

## 3.1 The In-Betweeners

### *A Develop Understanding Task*



CC BY Sweet Flour Bake Shop  
<https://flic.kr/p/87mQP5>

Now that you've seen that there are contexts for continuous exponential functions, it's a good idea to start thinking about the numbers that fill in between the values like  $2^2$  and  $2^3$  in an exponential function. These numbers are actually pretty interesting, so we're going to do some exploring in this task to see what we can find out about these "in-betweeners".

Let's begin in a familiar place:

1. Complete the following table.

$x$	0	1	2	3	4
$f(x) = 4 \cdot 2^x$	4				

2. Plot these points on the graph at the end of this task, and sketch the graph of  $f(x)$ .

Let's say we want to create a table with more entries, maybe with a point halfway between each of the points in the table above. There are a couple of ways that we might think about it. We'll begin by letting our friend Travis explain his method.

Travis makes the following claim:

"If the function doubles each time  $x$  goes up by 1, then half that growth occurs between 0 and  $\frac{1}{2}$  and the other half occurs between  $\frac{1}{2}$  and 1. So for example, we can find the output at  $x = \frac{1}{2}$  by finding the average of the outputs at  $x = 0$  and  $x = 1$ ."

3. Fill in the parts of the table below that you've already computed, and then decide how you might use Travis' strategy to fill in the missing data. Also plot Travis' data on the graph at the end of the task.

$x$	0	$\frac{1}{2}$	1	$\frac{3}{2}$	2	$\frac{5}{2}$	3	$\frac{7}{2}$	4
$f(x)$	4								

4. Comment on Travis' idea. How does it compare to the table generated in problem 1? For what kind of function would this reasoning work?

Miriam suggests they should fill in the data in the table in the following way:

"I noticed that the function increases by the same factor each time  $x$  goes up 1, and I think this is like what we did last year *Geometric Meanies*. To me it seems like this property should hold over each half- interval as well."


5. Fill in the parts of the table below that you've already computed in problem 1, and then decide how you might use Miriam's idea to fill in the missing data. As in the table in problem 1, each entry should be multiplied by some constant factor to get the next entry, and that factor should produce the same results as those already recorded in the table. Use this constant factor to complete the table. Also plot Miriam's data on the graph at the end of this task.

$x$	0	$\frac{1}{2}$	1	$\frac{3}{2}$	2	$\frac{5}{2}$	3	$\frac{7}{2}$	4
$f(x)$	4								

6. What if Miriam wanted to find values for the function every third of the interval instead of every half? What constant factor would she use to be consistent with the function doubling as  $x$  increases by 1. Use this multiplier to complete the following table.

$x$	0	$\frac{1}{3}$	$\frac{2}{3}$	1	$\frac{4}{3}$	$\frac{5}{3}$	2	$\frac{7}{3}$	$\frac{8}{3}$	3
$f(x)$	4									

7. What number did you use as a constant factor to complete the table in problem 5?
8. What number did you use as a constant factor to complete the table in problem 6?
9. Give a detailed description of how you would estimate the output value  $f(x)$ , for  $x = \frac{5}{3}$ .



## 3.1 The In-Betweeners – Teacher Notes

### *A Develop Understanding Task*

**Purpose:** This task surfaces the idea that data exists on the intervals between the whole number increments of a continuously increasing exponential function. Students will consider potential strategies for calculating this data at equal fractional increments so that the multiplicative pattern inherent in exponential functions is maintained. Students who are familiar with the work of such tasks as *Geometric Meanies* from the MVP Secondary Math I curriculum may choose to use a radical, such as  $\sqrt{2}$  as the factor to multiply each entry in the table to get the next entry when the data is spaced in  $\frac{1}{2}$  units increments, and  $\sqrt[3]{2}$  when the data is spaced in  $\frac{1}{3}$  unit increments. The task provides students with an opportunity to connect these multipliers with the exponents that represent the increments of  $x$  in the exponential function, pointing toward the definition for rational exponents,  $b^{\frac{1}{n}} = \sqrt[n]{b}$ .

#### **Core Standards Focus:**

**N.RN.1** Explain how the definition of the meaning of rational exponents follows from extending the properties of integer exponents to those values, allowing for a notation for radicals in terms of rational exponents.

#### **Related Standards: A.SSE.1**

#### **The Teaching Cycle:**

#### **Launch (Whole Class):**

As part of the launch, ask students to complete the first table and plot their data on the graph at the end of the task. This work should be easy for students to do, since they are familiar with using exponential equations like  $P = 4(2)^t$  to represent exponential growth over whole number increments of time. Present the new situation—Travis and Miriam want data points at smaller

increments of the input than at whole number increments—and set students to work to consider Travis’ and Miriam’s proposed methods for producing this data.

**Explore (Small Group):**

Listen for students who can argue that Travis’ strategy implies that the points at the intervals in-between the whole number data points are being approximated by straight line segments, rather than by the smooth curve suggested by the data already recorded. Miriam’s approach acknowledges that the curve is produced by multiplying each entry in the table by a constant factor (2, in the case of the whole number increments) to get the next data entry—a multiplicative recursive approach. Consequently, students need to find a factor that can be used over and over again to produce the values at half or third interval increments. Students may guess and check such a factor (we know it has to be larger than 1 since the function is growing, but less than 2 since the function can’t double in less than a complete interval of 1 unit). Allow students to use a guess and check strategy, if that approach surfaces. Other students may recall similar work with geometric means from the task *Geometric Meanies* in the MVP Secondary Math I curriculum. This might lead them to propose  $\sqrt{2}$  and  $\sqrt[3]{2}$  as the common ratios for the half-hour and third-hour increments, respectively. Since rational exponents have not been introduced to students it is not anticipated that this idea will come up in the exploration. However students have an understanding of explicit functions and so they may propose using the rational values of a half and a third as inputs into the equation. If happens, select students that have done this to present their reasoning during the whole class discussion.

**Discuss (Whole Class):**

Focus the discussion on the table of data for the half interval increments. Ask students what they think about Travis’ strategy. Press students to acknowledge that since the function is obviously not linear, we would not suspect it to be linear on smaller subintervals of a unit. Ask students to predict when most of the growth might occur during the first interval—during the first half of the interval or during the second half of the interval—and justify their reasons for thinking so. Listen for arguments that suggest that the growth is constantly increasing, suggesting that as time passes the growth should be greater when examining equal intervals of  $x$ .

Move on to Miriam's approach and have students present the factor they used as the constant multiplier. If available in the student work, have a student present first who used a guess and test strategy, perhaps closing in on a decimal number such as 1.412 as a factor that produces half-interval values that are consistent with the full interval values. Then select a student to present who used  $\sqrt{2}$  as the factor. Press for a justification such as, "We need a number that, when multiplied by itself, gives us 2, which fits the definition of a square root." Next, turn students' attention to the graph and their equation, and ask if anybody tried to plot a point on the graph where  $x = \frac{1}{2}$  by substituting  $\frac{1}{2}$  into the exponential function for  $x$ ? Point out that the calculator yields a result that is consistent with the value obtained when multiplying by the square root of 2, that is,  $4 \cdot \sqrt{2} = 4(2)^{1/2}$  based on evidence obtained from a calculator, and from our reasoning about this situation.

Depending on your class you might want to end the discussion at this point, or continue to pursue this new type of exponent. The next task, *Half Interested*, continues to pursue this idea of using a fraction as an exponent. You might choose to continue this discussion at this point in time if there are students who can argue that  $2^{1/2}$  can reasonably be defined  $\sqrt{2}$ , since by properties of exponents  $2^{1/2} \cdot 2^{1/2} = 2^1 = 2$  in the same way that  $\sqrt{2} \cdot \sqrt{2} = 2$ . You can return to this idea as part of the discussion of the next task if students have not yet surfaced this idea in their thinking.

### **Aligned Ready, Set, Go: Solving Quadratic & Other Equations 3.1**

READY, SET, GO!

Name \_\_\_\_\_

Period \_\_\_\_\_

Date \_\_\_\_\_

## READY

Topic: Comparing Additive and Multiplicative Patterns

**The sequences below exemplify either an additive (arithmetic) or a multiplicative (geometric) pattern. Identify the type of sequence, fill in the missing values on the table and write an equation.**

1.

Term	1st	2nd	3rd	4th	5th	6th	7th	8th
Value	2	4	8	16	32			

a. Type of Sequence:

b. Equation:

2.

Term	1st	2nd	3rd	4th	5th	6th	7th	8th
Value	66	50	34	18				

a. Type of Sequence:

b. Equation:

3.

Term	1st	2nd	3rd	4th	5th	6th	7th	8th
Value	-3	9	-27	81				

a. Type of Sequence:

b. Equation:

4.

Term	1st	2nd	3rd	4th	5th	6th	7th	8th
Value	160	80	40	20				

a. Type of Sequence:

b. Equation:

5.

Term	1st	2nd	3rd	4th	5th	6th	7th	8th
Value	-9	-2	5	12				

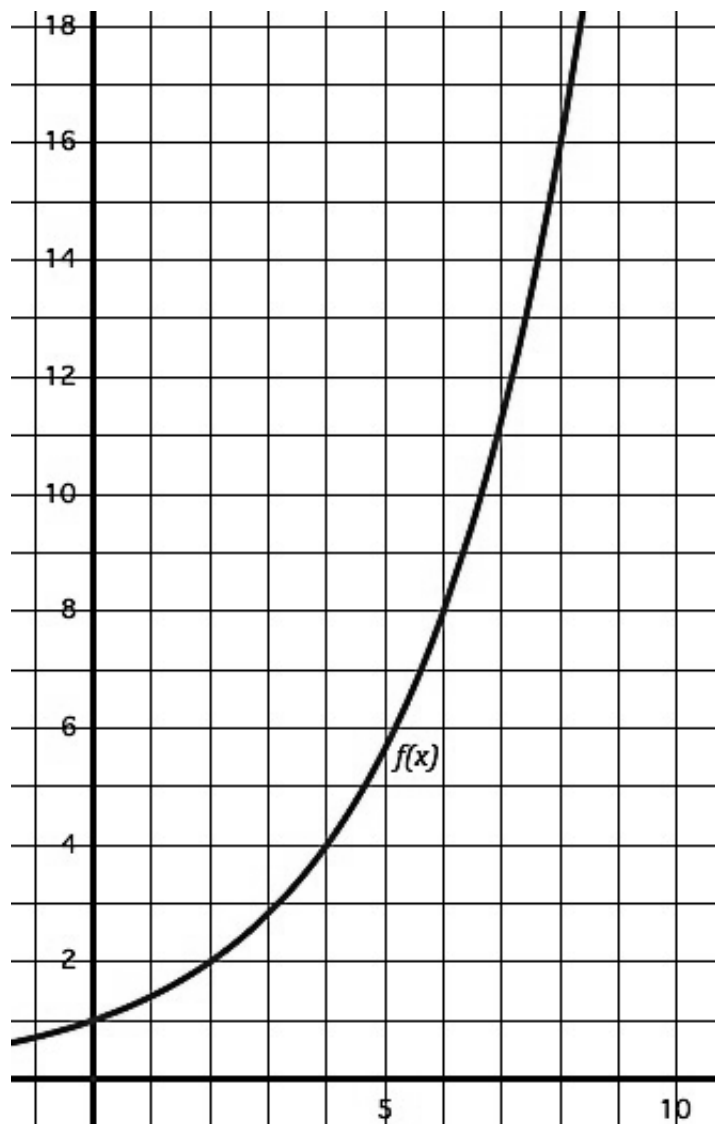
a. Type of Sequence:

b. Equation:

Need help? Visit [www.rsgsupport.org](http://www.rsgsupport.org)



Use the graph of the function to find the desired values of the function. Also create an explicit equation for the function.



6. Find the value of  $f(2)$

7. Find where  $f(x) = 4$

8. Find the value of  $f(6)$

9. Find where  $f(x) = 16$

10. What do you notice about the way that inputs and outputs for this function relate?  
(Create an in-out table if you need to.)

11. What is the explicit equation for this function?

Need help? Visit [www.rsgsupport.org](http://www.rsgsupport.org)

Mathematics Vision Project

Licensed under the Creative Commons Attribution CC BY 4.0

[mathematicsvisionproject.org](http://mathematicsvisionproject.org)

**SET**

Topic: Evaluate the Expressions with Rational Exponents

**Fill in the missing values of the table based on the growth that is described.**

12. The growth in the table is triple at each whole year.

Years	0	$\frac{1}{2}$	1	$\frac{3}{2}$	2	$\frac{5}{2}$	3	$\frac{7}{2}$	4
bacteria	2		6						

13. The growth in the table is triple at each whole year.

Years	0	$\frac{1}{3}$	$\frac{2}{3}$	1	$\frac{4}{3}$	$\frac{5}{3}$	2	$\frac{7}{3}$	$\frac{8}{3}$
bacteria	2			6					

14. The values in the table grow by a factor of four at each whole year.

Years	0	$\frac{1}{2}$	1	$\frac{3}{2}$	2	$\frac{5}{2}$	3	$\frac{7}{2}$	4
bacteria	2		8						

**GO**

Topic: Simplifying Exponents

**Simplify the following expressions using exponent rules and relationships, write your answers in exponential form. (For example:  $2^2 \cdot 2^5 = 2^7$ )**

15.  $3^2 \cdot 3^5$

16.  $\frac{5^3}{5^2}$

17.  $2^{-5}$

18.  $17^0$

19.  $\frac{7^5}{7^2} \cdot \frac{7^3}{7^4}$

20.  $\frac{3^{-2} \cdot 3^5}{3^7}$

Need help? Visit [www.rsgsupport.org](http://www.rsgsupport.org)

Mathematics Vision Project

Licensed under the Creative Commons Attribution CC BY 4.0

[mathematicsvisionproject.org](http://mathematicsvisionproject.org)

## 3.2 Half Interested

### *A Solidify Understanding Task*



CC BY TaxCredits.net  
<https://flic.kr/p/chEwR9>

Carlos and Clarita, the Martinez twins, have run a summer business every year for the past five years. Their first business, a neighborhood lemonade stand, earned a small profit that their father insisted they deposit in a savings account at the local bank. When the Martinez family moved a few months later, the twins decided to leave the money in the bank where it has been earning 5% interest annually. Carlos was reminded of the money when he found the annual bank statement they had received in the mail.

“Remember how Dad said we could withdraw this money from the bank when we are twenty years old,” Carlos said to Clarita. “We have \$382.88 in the account now. I wonder how much that will be five years from now?”

1. Given the facts listed above, how can the twins figure out how much the account will be worth five years from now when they are twenty years old? Describe your strategy and calculate the account balance.

2. Carlos calculates the value of the account one year at a time. He has just finished calculating the value of the account for the first four years. Describe how he can find the next year’s balance, and record that value in the table.

year	amount
0	382.88
1	402.02
2	422.12
3	443.23
4	465.39
5	

3. Clarita thinks Carlos is silly calculating the value of the account one year at a time, and says that he could have written a formula for the  $n^{\text{th}}$  year and then evaluated his formula when  $n = 5$ . Write Clarita’s formula for the  $n^{\text{th}}$  year and use it to find the account balance at the end of year 5.

4. Carlos was surprised that Clarita’s formula gave the same account balance as his year-by-year strategy. Explain, in a way that would convince Carlos, why this is so.

“I can’t remember how much money we earned that summer,” said Carlos. “I wonder if we can figure out how much we deposited in the account five years ago, knowing the account balance now?”

5. Carlos continued to use his strategy to extend his table year-by-year back five years. Explain what you think Carlos is doing to find his table values one year at a time, and continue filling in the table until you get to -5, which Carlos uses to represent “five years ago”.
6. Clarita evaluated her formula for  $n = -5$ . Again Carlos is surprised that they get the same results. Explain why Clarita’s method works.

year	amount
-5	
-4	
-3	
-2	
-1	364.65
0	382.88
1	402.02
2	422.12
3	443.23
4	465.39
5	

Clarita doesn’t think leaving the money in the bank for another five years is such a great idea, and suggests that they invest the money in their next summer business, *Curbside Rivalry* (which, for now, they are keeping top secret from everyone, including their friends). “We’ll have some start up costs, and this will pay for them without having to withdraw money from our other accounts.”

Carlos remarked, “But we’ll be withdrawing our money halfway through the year. Do you think we’ll lose out on this year’s interest?”

“No, they’ll pay us a half-year portion of our interest,” replied Clarita.

“But how much will that be?” asked Carlos.

7. Calculate the account balance and how much interest you think Carlos and Clarita should be paid if they withdraw their money  $\frac{1}{2}$  year from now. Remember that they currently have \$382.88 in the account, and that they earn 5% annually. Describe your strategy.

Carlos used the following strategy: He calculated how much interest they should be paid for a full year, found half of that, and added that amount to the current account balance.

Clarita used this strategy: She substituted  $\frac{1}{2}$  for  $n$  in the formula  $A = 382.88(1.05)^n$  and recorded this as the account balance.

8. This time Carlos and Clarita didn’t get the same result. Whose method do you agree with and why?

Clarita is trying to convince Carlos that her method is correct. “Exponential rules are multiplicative, not additive. Look back at your table. We will earn \$82.51 in interest during the next four years. If your method works we should be able to take half of that amount, add it to the amount we have now, and get the account balance we should have in two years, but it isn’t the same.”

9. Carry out the computations that Clarita suggested and compare the result for year 2 using this strategy as opposed to the strategy Carlos originally used to fill out the table.

10. The points from Carlos' table (see question 2) have been plotted on the graph at the end of this task, along with Clarita's function. Plot the value you calculated in question 9 on this same graph. What does the graph reveal about the differences in Carlos' two strategies?

11. Now plot Clarita's and Carlos' values for  $\frac{1}{2}$  year (see question 8) on this same graph.

"Your data point seems to fit the shape of the graph better than mine," Carlos conceded, "but I don't understand how we can use  $\frac{1}{2}$  as an exponent. How does that find the correct factor we need to multiply by? In your formula, writing  $(1.05)^5$  means multiply by 1.05 five times, and writing  $(1.05)^{-5}$  means divide by 1.05 five times, but what does  $(1.05)^{\frac{1}{2}}$  mean?"

Clarita wasn't quite sure how to answer Carlos' question, but she had some questions of her own. She decided to jot them down, including Carlos' question:

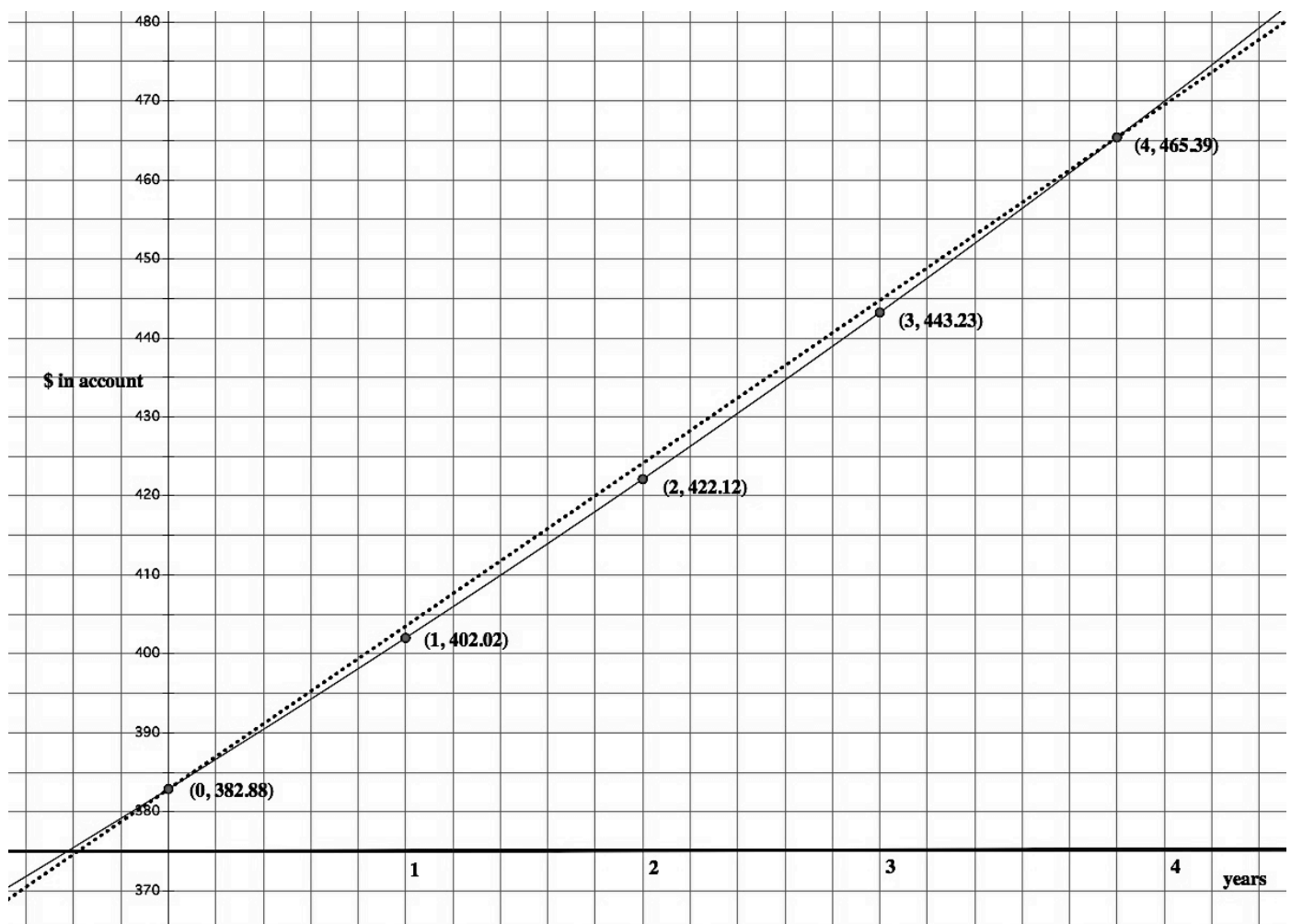
- What numerical amount do we multiply by when we use  $(1.05)^{\frac{1}{2}}$  as a factor?
- What happens if we multiply by  $(1.05)^{\frac{1}{2}}$  and then multiply the result by  $(1.05)^{\frac{1}{2}}$  again? Shouldn't that be a full year's worth of interest? Is it?
- If multiplying by  $(1.05)^{\frac{1}{2}} \cdot (1.05)^{\frac{1}{2}}$  is the same as multiplying by 1.05, what does that suggest about the value of  $(1.05)^{\frac{1}{2}}$ ?

12. Answer each of Clarita's questions listed above as best as you can.

As Carlos is reflecting on this work, Clarita notices the date on the bank statement that started this whole conversation. “This bank statement is three months old!” she exclaims. “That means the bank will owe us  $\frac{3}{4}$  of a year’s interest.”

“So how much interest will the bank owe us then?” asked Carlos.

13. Find as many ways as you can to answer Carlos’ question: How much will their account be worth in  $\frac{3}{4}$  of a year (nine months) if it earns 5% annually and is currently worth \$382.88?



## 3.2 Half Interested – Teacher Notes

### *A Solidify Understanding Task*

**Purpose:** In the context of predicting the account balance at different times for an account earning 5% interest annually, students examine the role of positive and negative integer exponents as well as the need for rational exponents. Tables, graphs and reasoning based on the definition of radicals and rules of exponents are used to attach meaning to using fractions such as  $\frac{1}{2}$  or  $\frac{3}{4}$  as exponents.

**Core Standards Focus:**

**N.RN.1** Explain how the definition of the meaning of rational exponents follows from extending the properties of integer exponents to those values, allowing for a notation for radicals in terms of rational exponents.

**Related Standards: A.SSE.1**

**The Teaching Cycle:**

**Launch (Whole Class):**

Read through the context at the beginning of the task, making sure students are aware that we are working with an exponential context that has both a future and a past. This will allow positive, negative and rational exponents to make sense in the context. Point out that Carlos is using a recursive approach to extend the exponential growth, while Clarita is using an explicit function. In this module students are learning that a recursive approach is appropriate for discrete data, but not for continuous data. This issue will surface for Carlos as he tries to reason through the data that exists between the whole number increments of time. Point out to students that the work in this task is similar to work in the previous task, and then set them to work on the different elements of the story.



**Explore (Small Group):**

Students should progress without much issue up through question 10, since the work and reasoning is very similar to the work in the previous task, *The In-Betweeners*. Give appropriate support, as needed, particularly to the idea that a negative integer exponent implies dividing by a factor of 1.05 as many times as represented by the magnitude of the exponent.

If the discussion in the previous task surfaced the idea of using a fraction as an exponent—and its meaning as a radical—then the rest of the task should confirm students thinking. If the previous discussion did not make this connection, **then this task should do so now**. Listen for students making sense of Clarita’s questions and identify students who can relate the idea that

$(1.05)^{\frac{1}{2}} \cdot (1.05)^{\frac{1}{2}} = (1.05)^1 = 1.05$  is consistent with the additive properties of exponents, and implies that  $(1.05)^{\frac{1}{2}} = \sqrt{1.05}$  based on the definition of square root.

**Discuss (Whole Class):**

Start the whole class discussion by focusing on question 12. Have students share their answers to Clarita’s questions. Make sure the conversation solidifies the reasonableness of using a fraction, such as  $\frac{1}{n}$ , to represent an  $n^{\text{th}}$  root. Discuss the third-of-an-hour table in the previous task to add additional support to this claim.

Next, discuss question 13, (how to find the value of the account after  $\frac{3}{4}$  of a year has elapsed), along with question 8 from the previous task, (how would you find the value at  $x = \frac{5}{3}$  for the function  $f(x) = 4 \cdot 2^x$ ). Help students recognize that, based on the properties of exponents,

$2^{\frac{1}{3}} \cdot 2^{\frac{1}{3}} \cdot 2^{\frac{1}{3}} \cdot 2^{\frac{1}{3}} \cdot 2^{\frac{1}{3}}$  can be written as  $2^{\frac{5}{3}}$  and gives the same result as  $(\sqrt[3]{2})^5$ , or that  $(\sqrt[4]{1.05})^3$

gives the same result as  $1.05^{\frac{3}{4}}$ . Allow students to calculate these values using technology and show that the results are consistent with the contexts provided in these two tasks.

**Aligned Ready, Set, Go: Solving Quadratic & Other Equations 3.2**

READY, SET, GO!

Name

Period

Date

## READY

### Topic: Simplifying Radicals

A very common radical expression is a square root. One way to think of a square root is the number that will multiply by itself to create a desired value. For example:  $\sqrt{2}$  is the number that will multiply by itself to equal 2. And in like manner  $\sqrt{16}$  is the number that will multiply by itself to equal 16, in this case the value is 4 because  $4 \times 4 = 16$ . (When the square root of a square number is taken you get a nice whole number value. Otherwise an irrational number is produced.)

This same pattern holds true for other radicals such as cube roots and fourth roots and so forth. For example:  $\sqrt[3]{8}$  is the number that will multiply by itself three times to equal 8. In this case it is equal to the value of 2 because  $2^3 = 2 \times 2 \times 2 = 8$ .

With this in mind radicals can be simplified. See the examples below.

<p>Example 1: Simplify <math>\sqrt{20}</math></p> $\sqrt{20} = \sqrt{4 \cdot 5} = \sqrt{2 \cdot 2 \cdot 5} = 2\sqrt{5}$	<p>Example 2: Simplify <math>\sqrt[5]{96}</math></p> $\sqrt[5]{96} = \sqrt[5]{2^5 \cdot 3} = 2\sqrt[5]{3}$
---	--

### Simplify each of the radicals.

1.  $\sqrt{40}$

2.  $\sqrt{50}$

3.  $\sqrt[3]{16}$

4.  $\sqrt{72}$

5.  $\sqrt[4]{81}$

6.  $\sqrt{32}$

7.  $\sqrt[5]{160}$

8.  $\sqrt{45}$

9.  $\sqrt[3]{54}$

Need help? Visit [www.rsgsupport.org](http://www.rsgsupport.org)

**SET**

Topic: Finding arithmetic and geometric means and making meaning of rational exponents

*You may have found arithmetic and geometric means in your prior work. Finding arithmetic and geometric means requires finding values of a sequence between given values from non-consecutive terms. In each of the sequences below determine the means and show how you found them.*

**Find the *arithmetic* means for the following. Show your work.**

10.

$x$	1	2	3
$y$	5		11

11.

$x$	1	2	3	4	5
$y$	18				-10

12.

$x$	1	2	3	4	5	6	7
$y$	12						-6

**Find the *geometric* means for the following. Show your work.**

13.

$x$	1	2	3
$y$	3		12

14.

$x$	1	2	3	4
$y$	7			875

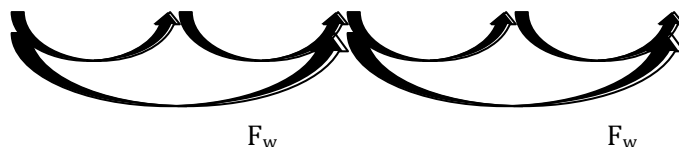
15.

$x$	1	2	3	4	5	6
$y$	4					972

**Fill in the tables of values and find the factor used to move between whole number values,  $F_w$ , as well as the factor,  $F_c$ , used to move between each column of the table.**

16.

$x$	0	$\frac{1}{2}$	1	$\frac{3}{2}$	2
$y$	4		16		

d.  $F_w =$ e.  $F_c =$ 


Need help? Visit [www.rsgsupport.org](http://www.rsgsupport.org)

17.

$x$	0	$\frac{1}{2}$	1	$\frac{3}{2}$	2
$y$	4		8		

d.  $F_w =$

e.  $F_c =$

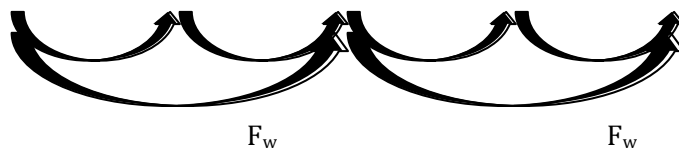


18.

$x$	0	$\frac{1}{2}$	1	$\frac{3}{2}$	2
$y$	5		15		

d.  $F_w =$

e.  $F_c =$



## GO

Topic: Simplifying Exponents

Find the desired values for each function below.

19.  $f(x) = 2x - 7$

Find  $f(-3)$

Find  $f(x) = 21$

Find  $f\left(\frac{1}{2}\right)$

20.  $g(x) = 3^x(2)$

Find  $g(-4)$

Find  $g(x) = 162$

Find  $g\left(\frac{1}{2}\right)$

21.  $I(t) = 210(1.08^t)$

Find  $I(12)$

Find  $I(t) = 420$

Find  $I\left(\frac{1}{2}\right)$

22.  $h(x) = x^2 + x - 6$

Find  $h(-5)$

Find  $h(x) = 0$

Find  $h\left(\frac{1}{2}\right)$

23.  $k(x) = -5x + 9$

Find  $k(-7)$

Find  $k(x) = 0$

Find  $k\left(\frac{1}{2}\right)$

24.  $m(x) = (5^x)2$

Find  $m(-2)$

Find  $m(x) = 1$

Find  $m\left(\frac{1}{2}\right)$

Need help? Visit [www.rsgsupport.org](http://www.rsgsupport.org)

Mathematics Vision Project

Licensed under the Creative Commons Attribution CC BY 4.0

[mathematicsvisionproject.org](http://mathematicsvisionproject.org)



## 3.3 More Interesting

### *A Solidify Understanding Task*



CC BY Pictures of Money  
<https://pic.kr/n/s684tk>

Carlos now knows he can calculate the amount of interest earned on an account in smaller increments than one full year. He would like to determine how much money is in an account each month that earns 5% annually with an initial deposit of \$300.

He starts by considering the amount in the account each month during the first year. He knows that by the end of the year the account balance should be \$315, since it increases 5% during the year.

1. Complete the table showing what amount is in the account each month during the first twelve months.

Time	0												1 year
Account balance	\$300												\$315

2. What number did you multiply the account by each month to get the next month's balance?

Carlos knows the exponential equation that gives the account balance for this account on an annual basis is  $A = 300(1.05)^t$ . Based on his work finding the account balance each month, Carlos writes the following equation for the same account:  $A = 300(1.05^{1/12})^{12t}$ .

3. Verify that both equations give the same results. Using the properties of exponents, explain why these two equations are equivalent.
4. What is the meaning of the  $12t$  in this equation?

Carlos shows his equation to Clarita. She suggests his equation could also be approximated by  $A = 300(1.004)^{12t}$ , since  $(1.05)^{1/12} \approx 1.004$ . Carlos replies, “I know the 1.05 in the equation  $A = 300(1.05)^t$  means I am earning 5% interest annually, but what does the 1.004 mean in your equation?”

5. Answer Carlos’ question. What does the 1.004 mean in  $A = 300(1.004)^{12t}$ ?

The properties of exponents can be used to explain why  $[(1.05)^{1/12}]^{12t} = 1.05^t$ . Here are some more examples of using the properties of exponents with rational exponents. For each of the following, simplify the expression using the properties of exponents, and explain what the expression means in terms of the context.

6.  $(1.05)^{1/12} \cdot (1.05)^{1/12} \cdot (1.05)^{1/12}$

7.  $[(1.05)^{1/12}]^6$

8.  $(1.05)^{-1/12}$

9.  $(1.05)^2 \cdot (1.05)^{1/4}$

10.  $\frac{(1.05)^2}{(1.05)^{1/2}}$

11. Use  $\left[(1.05)^{1/12}\right]^{12} = 1.05$  to explain why  $(1.05)^{1/12} = \sqrt[12]{1.05}$

## 3.3 More Interesting – Teacher Notes

### *A Solidify Understanding Task*

**Purpose:** The purpose of this task is to verify that the properties of exponents students know for integer exponents also work for rational exponents. In the context of writing exponential equations to represent the amount of interest earned over smaller intervals of time than annually, students will solidify their understanding of working with rational exponents in conjunction with the properties of exponents.

**Core Standards Focus:**

**N.RN.1** Explain how the definition of the meaning of rational exponents follows from extending the properties of integer exponents to those values, allowing for a notation for radicals in terms of rational exponents. For example, we define  $5^{1/3}$  to be the cube root of 5 because we want  $(5^{1/3})^3 = 5^{(1/3)3}$  to hold, so  $(5^{1/3})^3$  must equal 5.

**N.RN.2** Rewrite expressions involving radicals and rational exponents using the properties of exponents.

**A.SSE.3** Choose and produce an equivalent form of an expression to reveal and explain properties of the quantity represented by the expression. ★

- c. Use the properties of exponents to transform expressions for exponential functions. For example the expression  $1.15^t$  can be rewritten as  $(1.15^{1/12})^{12t} \approx 1.012^{12t}$  to reveal the approximate equivalent monthly interest rate if the annual rate is 15%.

**F.IF.8** Write a function defined by an expression in different but equivalent forms to reveal and explain different properties of the function.

- b. Use the properties of exponents to interpret expressions for exponential functions. For example, identify percent rate of change in functions such as  $y = (1.02)^t$ ,  $y = (0.97)^t$ ,  $y = (1.01)^{12t}$ ,  $y = (1.2)^{t/10}$ , and classify them as representing exponential growth or decay.

**Related Standards: A.SSE.1**

**The Teaching Cycle:****Launch (Whole Class):**

Since this task is a continuation of the context and the mathematical work of the previous task, *Half Interested*, students should be able to begin work immediately on the task.

**Explore (Small Group):**

Students should draw upon their understanding of positive whole number exponents to make sense of the work of this task. Listen for how they reason about each of the problems, and if they can relate each to the following properties of exponents. Identify any of these rules that seem problematic for students to discuss during the whole class discussion.

$$1. \quad a^m \cdot a^n = a^{m+n}$$

$$2. \quad (a^m)^n = a^{mn}$$

$$3. \quad (ab)^n = a^n \cdot b^n$$

$$4. \quad \left(\frac{a}{b}\right)^n = \frac{a^n}{b^n}$$

$$5. \quad \frac{a^m}{a^n} = a^{m-n}, \quad a \neq 0$$

$$6. \quad a^{-n} = \frac{1}{a^n}$$

**Discuss (Whole Class):**

If necessary, illustrate each of these properties of exponents with examples using positive integer exponents, such as  $2^3 \cdot 2^5 = (2 \cdot 2 \cdot 2)(2 \cdot 2 \cdot 2 \cdot 2 \cdot 2) = 2^8$  or  $\frac{2^5}{2^3} = \frac{2 \cdot 2 \cdot 2 \cdot 2 \cdot 2}{2 \cdot 2 \cdot 2} = 2^2$ . The question now is, “Do these properties that were developed with positive integer exponents still hold when the



exponents are rational numbers?” The answer to this question is “yes” if rational number

exponents are defined to mean  $a^{m/n} = \left(\sqrt[n]{a}\right)^m$ .

**Aligned Ready, Set, Go: Solving Quadratic & Other Equations 3.3**

READY, SET, GO!

Name

Period

Date

**READY**

Topic: Meaning of Exponents

In the table below there is a column for the exponential form, the meaning of that form, which is a list of factors and the standard form of the number. Fill in the form that is missing.

Exponential form	List of factors	Standard Form
$5^3$	$5 \cdot 5 \cdot 5$	125
1a.	$7 \cdot 7 \cdot 7 \cdot 7 \cdot 7 \cdot 7 \cdot 7$	b.
2. $2^{10}$	a.	b.
3a.	b.	81
4. $11^5$	a.	b.
5a.	$3 \cdot 3 \cdot 3 \cdot 3 \cdot 3 \cdot 3 \cdot 3 \cdot 3 \cdot 3$	b.
6a.	b.	625

Provide at least three other equivalent forms of the exponential expression. Use rules of exponents such as  $3^5 \cdot 3^6 = 3^{11}$  and  $(5^2)^3 = 5^6$  as well as division properties and others.

	1 <sup>st</sup> Equivalent Form	Equivalent Form	Equivalent Form
7. $2^{10} =$			
8. $3^7 =$			
9. $13^{-8} =$			
10. $7^{\frac{1}{3}} =$			
11. $5^1 =$			

Need help? Visit [www.rsgsupport.org](http://www.rsgsupport.org)

Mathematics Vision Project

Licensed under the Creative Commons Attribution CC BY 4.0

[mathematicsvisionproject.org](http://mathematicsvisionproject.org)

**SET**

Topic: Finding equivalent expressions and functions

**Determine whether all three expressions in each problem below are equivalent. Justify why or why they are not equivalent.**

12.  $5(3^{x-1})$

$15(3^{x-2})$

$\frac{5}{3}(3^x)$

13.  $64(2^{-x})$

$\frac{64}{2^x}$

$64\left(\frac{1}{2}\right)^x$

14.  $3(x-1)+4$

$3x - 1$

$3(x-2) + 7$

15.  $50(2^{x+2})$

$25(2^{2x+1})$

$50(4^x)$

16.  $30(1.05^x)$

$30\left(1.05^{\frac{1}{7}}\right)^{7x}$

$30\left(1.05^{\frac{x}{2}}\right)^2$

17.  $20(1.1^x)$

$20(1.1^{-1})^{-1x}$

$20\left(1.1^{\frac{1}{5}}\right)^{5x}$

**GO**

Topic: Using rules of exponents

**Simplify each expression. Your answer should still be in exponential form.**

18.  $7^3 \cdot 7^5 \cdot 7^2$

19.  $(3^4)^5$

20.  $(5^3)^4 \cdot 5^7$

21.  $x^3 \cdot x^5$

22.  $x^{-b}$

23.  $x^a \cdot x^b$

24.  $(x^a)^b$

25.  $\frac{y^a}{y^b}$

26.  $\frac{(y^a)^c}{y^b}$

27.  $\frac{(3^4)^6}{3^7}$

28.  $\frac{r^5 s^3}{r s^2}$

29.  $\frac{x^5 y^{12} z^0}{x^8 y^9}$

Need help? Visit [www.rsgsupport.org](http://www.rsgsupport.org)


Mathematics Vision Project

Licensed under the Creative Commons Attribution CC BY 4.0

[mathematicsvisionproject.org](http://mathematicsvisionproject.org)

## 3.4 Radical Ideas

### A Practice Understanding Task



Now that Tia and Tehani know that  $a^{\frac{m}{n}} = (\sqrt[n]{a})^m$  they are wondering which form, radical form or exponential form, is best to use when working with numerical and algebraic expressions.

Tia says she prefers radicals since she understands the following properties for radicals (and there are not too many properties to remember):

If  $n$  is a positive integer greater than 1 and both  $a$  and  $b$  are positive real numbers then,

1.  $\sqrt[n]{a^n} = a$
2.  $\sqrt[n]{ab} = \sqrt[n]{a} \cdot \sqrt[n]{b}$
3.  $\sqrt[n]{\frac{a}{b}} = \frac{\sqrt[n]{a}}{\sqrt[n]{b}}$

Tehania says she prefers exponents since she understands the following properties for exponents (and there are more properties to work with):

1.  $a^m \cdot a^n = a^{m+n}$
2.  $(a^m)^n = a^{mn}$
3.  $(ab)^n = a^n \cdot b^n$
4.  $\left(\frac{a}{b}\right)^n = \frac{a^n}{b^n}$
5.  $\frac{a^m}{a^n} = a^{m-n}, a \neq 0$
6.  $a^{-n} = \frac{1}{a^n}$

**DO THIS:** Illustrate with examples and explain, using the properties of radicals and exponents, why

$a^{1/n} = \sqrt[n]{a}$  and  $a^{m/n} = \left(\sqrt[n]{a}\right)^m$  are true identities.

Using their preferred notation, Tia might simplify  $\sqrt[3]{x^8}$  as follows:

$$\sqrt[3]{x^8} = \sqrt[3]{x^3 \cdot x^3 \cdot x^2} = \sqrt[3]{x^3} \cdot \sqrt[3]{x^3} \cdot \sqrt[3]{x^2} = x \cdot x \cdot \sqrt[3]{x^2} = x^2 \cdot \sqrt[3]{x^2}$$

(Tehani points out that Tia also used some exponent rules in her work.)

On the other hand, Tehani might simplify  $\sqrt[3]{x^8}$  as follows:

$$\sqrt[3]{x^8} = x^{8/3} = x^{2+2/3} = x^2 \cdot x^{2/3} \text{ or } x^2 \cdot \sqrt[3]{x^2}$$

For each of the following problems, simplify the expression in the ways you think Tia and Tehani might do it.

Original expression	What Tia and Tehani might do to simplify the expression:
$\sqrt{27}$	Tia's method
	Tehani's method
$\sqrt[3]{32}$	Tia's method
	Tehani's method

$\sqrt{20x^7}$	Tia's method
	Tehani's method
$\sqrt[3]{\frac{16xy^5}{x^7y^2}}$	Tia's method
	Tehani's method

Tia and Tehani continue to use their preferred notation when solving equations.

For example, Tia might solve the equation  $(x + 4)^3 = 27$  as follows:

$$\begin{aligned}
 (x + 4)^3 &= 27 \\
 \sqrt[3]{(x + 4)^3} &= \sqrt[3]{27} = \sqrt[3]{3^3} \\
 x + 4 &= 3 \\
 x &= -1
 \end{aligned}$$

Tehani might solve the same equation as follows:

$$\begin{aligned}
 (x + 4)^3 &= 27 \\
 \left[ (x + 4)^3 \right]^{\frac{1}{3}} &= 27^{\frac{1}{3}} = (3^3)^{\frac{1}{3}} \\
 x + 4 &= 3 \\
 x &= -1
 \end{aligned}$$

For each of the following problems, simplify the expression in the ways you think Tia and Tehani might do it.

Original equation	What Tia and Tehani might do to solve the equation:
$(x - 2)^2 = 50$	Tia's method
	Tehani's method
$9(x - 3)^2 = 4$	Tia's method
	Tehani's method

Zac is showing off his new graphing calculator to Tia and Tehani. He is particularly excited about how his calculator will help him visualize the solutions to equations.

“Look,” Zac says. “I treat the equation like a system of two equations. I set the expression on the left equal to  $y_1$  and the expression of the right equal to  $y_2$ , and I know at the  $x$  value where the graphs intersect the expressions are equal to each other.”

Zac shows off his new method on both of the equations Tia and Tehani solved using the properties of radicals and exponents. To everyone's surprise, both equations have a second solution.

1. Use Zac's graphical method to show that both of these equations have two solutions. Determine the exact values of the solutions you find on the calculator that Tia and Tehani did not find using their algebraic methods.

Tia and Tehani are surprised when they realize that both of these equations have more than one answer.

2. Explain why there is a second solution to each of these problems.
3. Modify Tia's and Tehani's algebraic approaches so they will find both solutions.



## 3.4 Radical Ideas – Teacher Notes

### *A Practice Understanding Task*

**Purpose:** This task provides opportunities for students to become fluent converting between exponential and radical representations of expressions, as well as using the rules of exponents to simplify exponential and radical expressions.

**Note regarding depth of conceptual understanding and procedural fluency:**

The "take-aways" or *big ideas* of this learning cycle (tasks 3.1-3.4) are:

1. Numerical and algebraic expressions of the form  $b^{\frac{1}{n}}$  are equivalent to  $\sqrt[n]{b}$ .
2. Rational exponents follow the same rules as other exponents, therefore  $\left(b^{\frac{1}{n}}\right)^m$  means that we have multiplied  $b^{\frac{1}{n}}$  by itself  $m$  times.
3. Using big idea #2, exponential growth in the interval between two consecutive integers is still multiplicative in the same way that exponential growth from integer to integer is multiplicative. (That is, the thinking students developed relative to geometric sequences in Secondary Math 1 is still present in this work.)
4. Using big idea #1, radical expressions can be rewritten as exponential expressions, and the rules of exponents can be used to simplify the expression. [This work may give us some insights into processes for simplifying radicals without turning them into exponential forms, however, simplifying radical expressions *as radicals* is not a major goal of the CCSSM standards. However, it is helpful to develop some basic rules for simplifying radicals, which can be addressed by connecting Tia and Tehani's strategies in task 3.4.]

#### **Core Standards Focus:**

**N.RN.1** Explain how the definition of the meaning of rational exponents follows from extending the properties of integer exponents to those values, allowing for a notation for radicals in terms of rational exponents. For example, we define  $5^{1/3}$  to be the cube root of 5 because we want  $(5^{1/3})^3 = 5^{(1/3)3}$  to hold, so  $(5^{1/3})^3$  must equal 5.

**N.RN.2** Rewrite expressions involving radicals and rational exponents using the properties of exponents.

**Algebra 1 Note for N.RN.1 and N.RN.2**

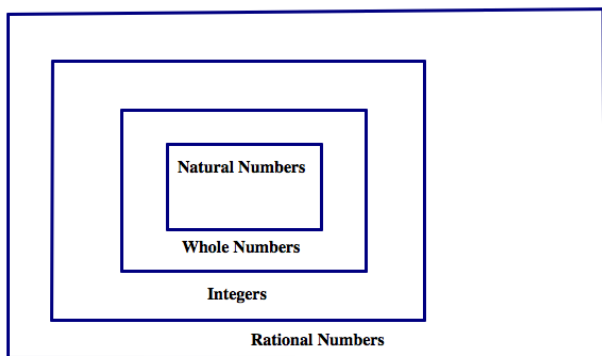
*These standards (N.RN.1 and N.RN.2) should occur before discussing exponential functions with continuous domains.*

**Related Standards: A.SSE.1**

**The Teaching Cycle:**

**Launch (Whole Class):**

Draw a Venn diagram of the relationship of subsets of the rational numbers as follows:



With student input, list a few examples of numbers that fit within each set. Point out to students that their understanding of which of these numbers can meaningfully be used as exponents has expanded over their years of experience working with exponents. Initially, only natural numbers made sense as exponents, since the

exponent represented how many times the base was used as a factor (e.g.,  $5^3 = 5 \times 5 \times 5$ ).

Later, we expanded the set of reasonable exponents to include 0 and the negative integers. The reasonableness of treating such numbers as exponents was reinvestigated in the task *Half Interested* where negative integer exponents were used to represent an interest-bearing account balance  $n$  years ago rather than  $n$  years from now, giving meaning to  $1.05^{-3}$  as dividing by the factor 1.05 three times (or multiplying by the factor  $\frac{1}{1.05}$  three times). In that context, 0 would be used as

an exponent to represent the current amount in the account when no time has elapsed. Since we want the account balance to stay the same at time  $t = 0$ , the factor  $(1.05)^0$  would have to equal 1. Point out that this interpretation of 0 as an exponent is also consistent with the properties of exponents observed when using only natural numbers as exponents. For example, we want the additive property of exponents,  $a^m \cdot a^n = a^{m+n}$ , which was evident as a true observation for natural number exponents, to still hold with the extended set of exponents. Consequently,  $a^n \cdot a^{-n} = a^0$  and  $a^n \cdot a^{-n} = \frac{a^n}{a^n} = 1$ , which implies  $a^0 = 1$  in order to maintain consistency with the properties of exponents.

Now we have extended the set of reasonable exponents to include rational numbers. As we have observed in the past few tasks, the properties of exponents remain consistent if we define  $a^{\frac{1}{n}} = \sqrt[n]{a}$ . For example,  $a^{\frac{1}{3}} \cdot a^{\frac{1}{3}} \cdot a^{\frac{1}{3}} = a^{\frac{1}{3} + \frac{1}{3} + \frac{1}{3}} = a^1 = a$  based on the properties of exponents in the same way as  $\sqrt[3]{a} \cdot \sqrt[3]{a} \cdot \sqrt[3]{a} = a$  based on the definition of radicals.

[Note: Similar to the way we have extended the set of reasonable exponents to include integers and rational numbers when the need arose in terms of working with exponential equations, we will also need to extend the set of numbers we use when solving quadratic equations in future tasks.

Introducing this idea of purposefully extending the numbers we give meaning to in a specific context will help set the stage for the expansion of the number system to include complex numbers in the next learning cycle of tasks. The Venn diagram used in this task will be extended to include the rest of the real numbers—the irrational numbers—and then the number system will be extended farther to include the real numbers as a subset of the complex numbers.]

After this brief review of how we have extended the meaning of exponents to include integer and rational exponents, review all of the properties of radicals and exponents listed on the first page of the task, and give students a few minutes to work on the DO THIS exploration following the list of properties. Allow students to share their examples showing connections between the properties of

radicals and exponents. After sharing a few examples, discuss Tia's and Tehani's preferred methods and have students begin working on the problems in the task.

**Explore (Small Group):**

If necessary, suggest that students might want to decompose numbers under the radical into their prime factorizations, or perhaps look for ways to decompose a number into factors that include perfect squares or perfect cubes, as needed. Listen for students who can make connections between Tia's and Tehani's strategies, such as Tia decomposes factors into powers of  $n$  (e.g., perfect squares or cubes), while Tehani divides exponents to find how many groups of factors of size  $n$  can be formed, and how many factors are left over as factors in the radicand.

As you monitor student work, watch for any algebraic procedures that need to be discussed as a whole class.

**Discuss (Whole Class):**

As needed, discuss the algebra of specific problems. Most questions can be resolved by rewriting expressions involving radicals as expressions involving rational exponents and using the properties of exponents to simplify the expression. Help students see the power of exponential form. Other techniques for working with radicals might surface and can be discussed; for example, looking for ways to meaningfully decompose the expression in the radicand.

Be sure to discuss Zac's graphical method since this reappears as a strategy for solving equations in future tasks.

**Aligned Ready, Set, Go: Solving Quadratic & Other Equations 3.4**

READY, SET, GO!

Name

Period

Date

**READY**

Topic: Standard form or Quadratic form

**In each of the quadratic equations,  $ax^2 + bx + c = 0$  identify the values of a, b and c .**

1.  $x^2 + 3x + 2 = 0$

a =

b =

c =

2.  $2x^2 + 3x + 1 = 0$

a =

b =

c =

3.  $x^2 - 4x - 12 = 0$

a =

b =

c =

**Write each of the quadratic expressions in factored form.**

4.  $x^2 + 3x + 2$

5.  $2x^2 + 3x + 1$

6.  $x^2 - 4x - 12$

7.  $x^2 - 3x + 2$

8.  $x^2 - 5x - 6$

9.  $x^2 - 4x + 4$

10.  $x^2 + 8x - 20$

11.  $x^2 + x - 12$

12.  $x^2 - 7x + 12$

Need help? Visit [www.rsgsupport.org](http://www.rsgsupport.org)

Mathematics Vision Project

Licensed under the Creative Commons Attribution CC BY 4.0

[mathematicsvisionproject.org](http://mathematicsvisionproject.org)

**SET**

Topic: Radical notation and radical exponents

Each of the expressions below can be written using either radical notation,  $\sqrt[n]{a^m}$  or rational exponents  $a^{\frac{m}{n}}$ . Rewrite each of the given expressions in the form that is missing. Express in most simplified form.

	<u>Radical Form</u>	<u>Exponential Form</u>
13.	$\sqrt[3]{5^2}$	
14.		$16^{\frac{3}{4}}$
15.	$\sqrt[3]{5^7 \cdot 3^5}$	
16.		$9^{\frac{2}{3}} \cdot 9^{\frac{4}{3}}$
17.	$\sqrt[5]{x^{13}y^{21}}$	
18.	$\sqrt[3]{27a^5b^2}$	
19.	$\sqrt[5]{\frac{32x^{13}}{243y^{15}}}$	
20.		$9^{\frac{3}{2}}s^{\frac{6}{3}}t^{\frac{1}{2}}$

Solve the equations below, use radicals or rational exponents as needed.

21.  $(x + 5)^4 = 81$

22.  $2(x - 7)^5 + 3 = 67$


Need help? Visit [www.rsgsupport.org](http://www.rsgsupport.org)

**GO**

Topic: x-intercepts and y-intercepts for linear, exponential and quadratic functions

**Given the function, find the x-intercept (s) and y-intercept if they exist and then use them to graph a sketch of the function.**


23.  $f(x) = (x + 5)(x - 4)$



a. x-intercept(s):

b. y-intercept:


24.  $g(x) = 5(2^{x-1})$



a. x-intercept(s):

b. y-intercept:


25.  $h(x) = -2(x + 3)$



a. x-intercept(s):

b. y-intercept:

26.  $k(x) = x^2 - 4$



a. x-intercept(s):

b. y-intercept:

Need help? Visit [www.rsgsupport.org](http://www.rsgsupport.org)

## 3.5 Throwing an Interception

### *A Develop Understanding Task*

The  $x$ -intercept(s) of the graph of a function  $f(x)$  are often very important because they are the solution to the equation  $f(x) = 0$ . In past tasks, we learned how to find the  $x$ -intercepts of the function by factoring, which works great for some functions, but not for others. In this task we are going to work on a process to find the  $x$ -intercepts of any quadratic function that has them. We'll start by thinking about what we already know about a few specific quadratic functions and then use what we know to generalize to all quadratic functions with  $x$ -intercepts.



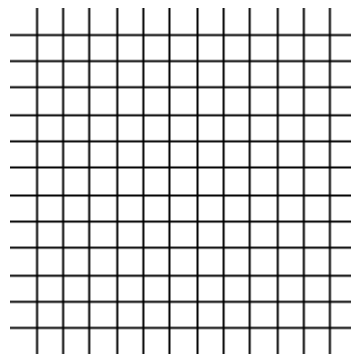
CC BY Paul L Dineen  
<https://flic.kr/p/aA4RwK>

1. What can you say about the graph of the function  $f(x) = x^2 - 2x - 3$ ?

a. Graph the function

b. What is the equation of the line of symmetry?

c. What is the vertex of the function?



2. Now let's think specifically about the  $x$ -intercepts.

a. What are the  $x$ -intercepts of  $f(x) = x^2 - 2x - 3$ ?

b. How far are the  $x$ -intercepts from the line of symmetry?

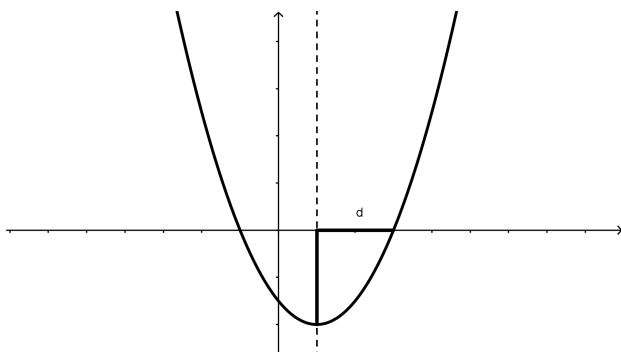
c. If you knew the line of symmetry was the line  $x = h$ , and you know how far the  $x$ -intercepts are from the line of symmetry, how would you find the actual  $x$ -intercepts?

d. How far above the vertex are the  $x$ -intercepts?

e. What is the value of  $f(x)$  at the  $x$ -intercepts?

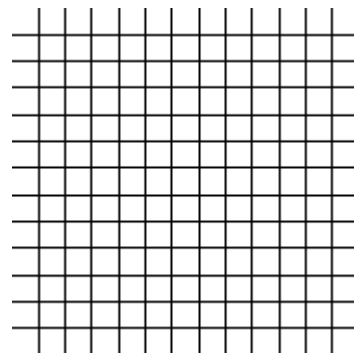


Just to make it a little easier to talk about some of the features that relate to the intercepts, let's name them with variables. From now on, when we talk about the distance from the line of symmetry to either of the x intercepts, we'll call it  $d$ . The diagram below shows this feature.



We will always refer to the line of symmetry as the line  $x = h$ , so the two x-intercepts will be at the points  $(h - d, 0)$  and  $(h + d, 0)$ .

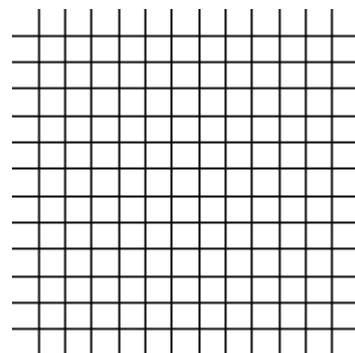
3. So, let's think about another function:  $f(x) = x^2 - 6x + 4$
- Graph the function by putting the equation into vertex form.



- What is the vertex of the function?
- What is the equation of the line of symmetry?
- What do you estimate the x-intercepts of the function to be?
- What do you estimate  $d$  to be?
- What is the value of  $f(x)$  at the x-intercepts?

- g. Using the vertex form of the equation and your answer to part “f” above, write an equation and solve it to find the exact values of the  $x$  intercepts.
- h. What is the exact value of  $d$ ?
- i. Use a calculator to find approximations for the  $x$ -intercepts. How do they compare with your estimates?
4. What about a function with a vertical stretch? Can we find exact values for the  $x$ -intercepts the same way? Let's try it with:  $f(x) = 2x^2 - 8x + 5$ .

- a. Graph the function by putting the equation into vertex form.



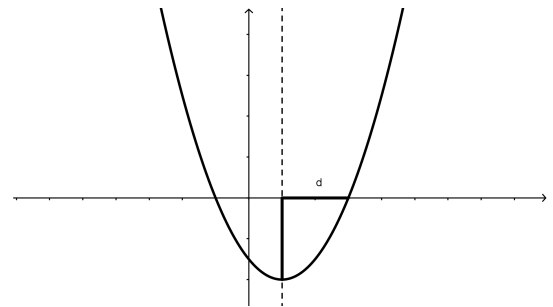
- b. What is the vertex of the function?
- c. What is the equation of the line of symmetry?
- d. What do you estimate the  $x$ -intercepts of the function to be?
- e. What do you estimate  $d$  to be?
- f. What is the value of  $f(x)$  at the  $x$ -intercepts?

g. Using the vertex form of the equation and your answer to “f” above, write an equation and solve it to find the exact values of the  $x$ -intercepts.

h. What is the exact value of  $d$ ?

i. Compare your solution to your estimate of the roots. How did you do?

5. Finally, let's try to generalize this process by using:  
 $f(x) = ax^2 + bx + c$  to represent any quadratic function that has  $x$ -intercepts. Here's a possible graph of  $f(x)$ .



a. Start the process the usual way by putting the equation into vertex form. It's a little tricky, but just do the same thing with  $a$ ,  $b$ , and  $c$  as what you did in the last problem with the numbers.

b. What is the vertex of the parabola?

- c. What is the line of symmetry of the parabola?
  - d. Write and solve the equation for the  $x$ -intercepts just as you did previously.
6. How could you use the solutions you just found to tell what the  $x$ -intercepts are for the function  $f(x) = x^2 - 3x - 1$ ?
7. You may have found the algebra for writing the general quadratic function  $f(x) = ax^2 + bx + c$  in vertex form a bit difficult. Here is another way we can work with the general quadratic function leading to the same results you should have arrived at in 5d.
- a. Since the two  $x$ -intercepts are  $d$  units from the line of symmetry  $x = h$ , if the quadratic crosses the  $x$ -axis its  $x$ -intercepts are at  $(h - d, 0)$  and  $(h + d, 0)$ . We can always write the factored form of a quadratic if we know its  $x$ -intercepts. The factored form will look like  $f(x) = a(x - p)(x - q)$  where  $p$  and  $q$  are the two  $x$ -intercepts. So, using this information, write the factored form of the general quadratic  $f(x) = ax^2 + bx + c$  using the fact that its  $x$ -intercepts are at  $h-d$  and  $h+d$ .
  - b. Multiply out the factored form (you will be multiplying two **trinomial** expressions together) to get the quadratic in standard form. Simplify your result as much as possible by combining like terms.

- c. You now have the same general quadratic function written in standard form in two different ways, one where the **coefficients** of the terms are  $a$ ,  $b$  and  $c$  and one where the coefficients of the terms are expressions involving  $a$ ,  $h$  and  $d$ . Match up the coefficients; that is,  $b$ , the coefficient of  $x$  in one version of the standard form is equivalent to \_\_\_\_\_ in the other version of the standard form. Likewise  $c$ , the constant term in one version of the standard form is equivalent to \_\_\_\_\_ in the other.
- d. Solve the equations  $b = \underline{\hspace{2cm}}$  and  $c = \underline{\hspace{2cm}}$  for  $h$  and  $d$ . Work with your equations until you can express  $h$  and  $d$  with expressions that only involve  $a$ ,  $b$  and  $c$ .
- e. Based on this work, how can you find the  $x$ -intercepts of any quadratic using only the values for  $a$ ,  $b$  and  $c$ ?
- f. How does your answer to “e” compare to your result in 5d?
8. All of the functions that we have worked with on this task have had graphs that open upward. Would the formula work for parabolas that open downward? Tell why or why not using an example that you create using your own values for the coefficients  $a$ ,  $b$ , and  $c$ .

## 3.5 Throwing an Interception – Teacher Notes

### *A Develop Understanding Task*

**Purpose:** The purpose of this task is to develop the quadratic formula as a way of finding  $x$ -intercepts of a quadratic function that crosses the  $x$ -axis. In a future task this same quadratic formula will be used to find the roots of any quadratic, including those with complex roots whose graphs do not cross the  $x$ -axis. In this task, the quadratic formula is developed from the perspective of visualizing the distance the  $x$ -intercepts are away from the axis of symmetry. Therefore, if the axis of symmetry is the line  $x = h$ , and the  $x$ -intercepts are  $d$  units from the axis of symmetry, then the coordinates of the  $x$ -intercepts are  $(h - d, 0)$  and  $(h + d, 0)$ . This fact is used to develop the quadratic formula from one perspective (see problem 7). The quadratic formula is also developed from the perspective of writing the general quadratic  $f(x) = ax^2 + bx + c$  in vertex form by completing the square (see problem 5). The quadratic formula students develop in

this task will probably look like  $x = \frac{-b}{2a} \pm \frac{\sqrt{b^2 - 4ac}}{2a}$ , written with two terms, one term to represent the location of the axis of symmetry, and the other term to represent the distance the  $x$ -intercepts are away from the axis of symmetry. You might want to discuss how this can be more generally written as a single term,  $x = \frac{-b \pm \sqrt{b^2 - 4ac}}{2a}$ .

#### **Core Standards Focus:**

**A.REI.4** Solve quadratic equations in one variable.

- a. Use the method of completing the square to transform any quadratic equation in  $x$  into an equation of the form  $(x - p)^2 = q$  that has the same solutions. Derive the quadratic formula from this form.

**A.CED.4** Rearrange formulas to highlight a quantity of interest, using the same reasoning as in solving equations.

**The Teaching Cycle:**

**Launch (Whole Class):**

In this task, students will draw heavily upon their work from module 2, particularly changing the form of a quadratic from standard form to vertex form. You may want to review that procedure with students before beginning this task, particularly reviewing an example of completing the square when the coefficient of the  $x^2$  term is not 1. Here are some additional algebraic ideas that are used in this task that would be good to go over before students encounter these ideas in the task:

- We know how to multiply two binomial expressions to get a trinomial expression. How might we extend this process to multiplying two trinomial expressions?
- What algebra is implied by a squared-binomial term?
- How do we algebraically move between a perfect-square-trinomial and a squared-binomial?
- How do we complete the square when a trinomial is not a perfect-square?

Make sure that students are familiar with the vocabulary terms *binomial*, *trinomial* and *coefficient*. Point out the note at the beginning of this task: that the work we are doing in this task to find the x-intercepts of a quadratic function will help us solve quadratic equations where the quadratic expression is set equal to 0.

**Explore (Small Group):**

Listen for students who are surfacing the idea that the x-intercepts of a quadratic function are equidistant from the axis of symmetry. Watch for how they are using this idea in their work on questions 1-4.

Question 5 may prove somewhat difficult for students as they work on writing the general

quadratic function  $f(x) = ax^2 + bx + c$  in vertex form  $f(x) = a\left(x + \frac{b}{2a}\right)^2 + \frac{4ac - b^2}{4a}$ . You may

want to work through this together as a class and then let students return to the work of letting  $f(x) = 0$  and solving for x. Identify students who can discuss the algebra of question 5 for the whole class discussion.

Question 6 is intended to give students an opportunity to apply the quadratic formula obtained in

question 5 to a specific case. Identify students who can discuss this problem in the whole class discussion.

Question 7 provides an alternative algebraic approach for deriving the quadratic formula that does not include completing the square. Instead, students make use of the idea that the  $x$ -intercepts are  $d$  units from the axis of symmetry  $x = h$  and therefore, are located at  $h - d$  and  $h + d$ . Using the  $x$ -intercepts we can write the factored form of the function as  $f(x) = a(x - h + d)(x - h - d)$ .

Multiplying out these trinomials leads to  $f(x) = ax^2 - 2ahx + ah^2 - ad^2$ . Matching the coefficients of the terms of this expression to the  $a$ ,  $b$  and  $c$  of the standard form yields two equations:

$b = -2ah$  and  $c = ah^2 - ad^2$ . Solving the first equation for  $h$  results in  $h = \frac{-b}{2a}$ . Substituting this

expression for  $h$  in the second equation and then solving for  $d$  yields  $d = \pm \frac{\sqrt{b^2 - 4ac}}{2a}$ . Since the  $x$ -

intercepts are  $d$  units from  $x = h$  they must be located at  $x = \frac{-b}{2a} \pm \frac{\sqrt{b^2 - 4ac}}{2a}$ .

### **Discuss (Whole Class):**

The whole class discussion should focus on the key idea of the  $x$ -intercepts being  $d$  units from the axis of symmetry  $x = h$  and how this leads to a formula for finding the  $x$ -intercepts of any quadratic using only the coefficients  $a$ ,  $b$  and  $c$ .

If needed, have a student present question 4 to illustrate the process of finding the  $x$ -intercepts using this process for a specific case. Then have a student present their work on question 5 for the general case. Have another student present their work on question 7 to illustrate an alternative algebraic method for finding the quadratic form (see the outline of this work in the explore notes).

Make sure to discuss question 6 so all students can use the quadratic formula regardless of whether they were successful in deriving it in question 5 or question 7.

If there is time, discuss some of the student examples for question 8. However, it is not necessary to discuss this question.

### **Aligned Ready, Set, Go: Solving Quadratic & Other Equations 3.5**



READY, SET, GO!

Name \_\_\_\_\_

Period \_\_\_\_\_

Date \_\_\_\_\_

### READY

Topic: Converting measurement of area, area and perimeter.

**While working with areas is sometimes essential to convert between units of measure, for example changing from square yards to square feet and so forth. Convert the areas below to the desired measure.** (Hint: area is two dimensional, for example  $1 \text{ yd}^2 = 9 \text{ ft}^2$  because 3 ft along each side of a square yard equals 9 square feet.)

1.  $7 \text{ yd}^2 = ? \text{ ft}^2$

2.  $5 \text{ ft}^2 = ? \text{ in}^2$

3.  $1 \text{ mile}^2 = ? \text{ ft}^2$

4.  $100 \text{ m}^2 = ? \text{ cm}^2$

5.  $300 \text{ ft}^2 = ? \text{ yd}^2$

6.  $96 \text{ in}^2 = ? \text{ ft}^2$

### SET

Topic: Transformations and parabolas, symmetry and parabolas

7a. Graph each of the quadratic functions.

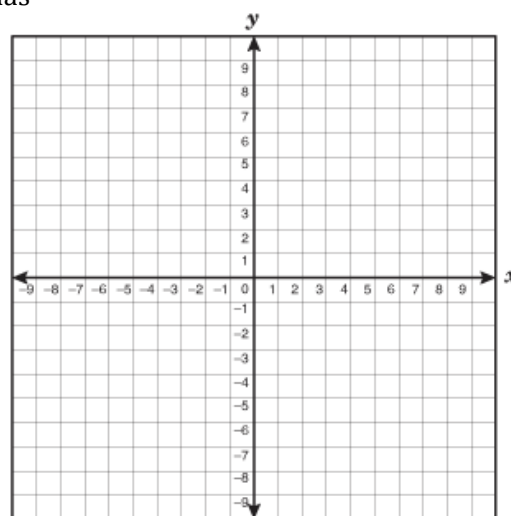
$$f(x) = x^2$$

$$g(x) = x^2 - 9$$

$$h(x) = (x + 2)^2 - 9$$

b. How do the functions compare to each other?

c. How do  $g(x)$  and  $h(x)$  compare to  $f(x)$ ?



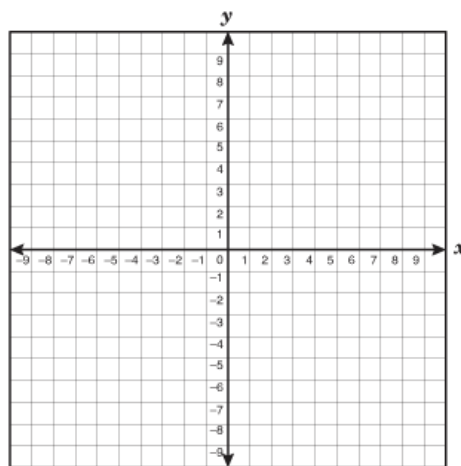
d. Look back at the functions above and identify the x-intercepts of  $g(x)$ . What are they?

e. What are the coordinates of the points corresponding to the x-intercepts in  $g(x)$  in each of the other functions? How do these coordinates compare to one another?

Need help? Visit [www.rsgsupport.org](http://www.rsgsupport.org)

8a. Graph each of the quadratic functions.

$$\begin{aligned} f(x) &= x^2 \\ g(x) &= x^2 - 4 \\ h(x) &= (x - 1)^2 - 4 \end{aligned}$$



b. How do the functions compare to each other?

c. How do  $g(x)$  and  $h(x)$  compare to  $f(x)$ ?

d. Look back at the functions above and identify the x-intercepts of  $g(x)$ . What are they?

e. What are the coordinates of the points corresponding to the x-intercepts in  $g(x)$  in each of the other functions? How do these coordinates compare to one another?

9. How can the transformations that occur to the function  $f(x) = x^2$  be used to determine where the x-intercepts of the function's image will be?

## GO

Topic: Function Notation and Evaluating Functions

**Use the given functions to find the missing values. (Check your work using a graph.)**

10.  $f(x) = x^2 + 4x - 12$

a.  $f(0) = \underline{\hspace{2cm}}$

b.  $f(2) = \underline{\hspace{2cm}}$

c.  $f(x) = 0, \quad x = \underline{\hspace{2cm}}$

d.  $f(x) = 20, \quad x = \underline{\hspace{2cm}}$

11.  $g(x) = (x - 5)^2 + 2$

a.  $g(0) = \underline{\hspace{2cm}}$

b.  $g(5) = \underline{\hspace{2cm}}$

c.  $g(x) = 0, \quad x = \underline{\hspace{2cm}}$

d.  $g(x) = 16, \quad x = \underline{\hspace{2cm}}$

Need help? Visit [www.rsgsupport.org](http://www.rsgsupport.org)

12.  $f(x) = x^2 - 6x + 9$

a.  $f(0) = \underline{\hspace{2cm}}$

b.  $f(-3) = \underline{\hspace{2cm}}$

c.  $f(x) = 0, \quad x = \underline{\hspace{2cm}}$

d.  $f(x) = 16, \quad x = \underline{\hspace{2cm}}$

13.  $g(x) = (x - 2)^2 - 3$

a.  $g(0) = \underline{\hspace{2cm}}$

b.  $g(5) = \underline{\hspace{2cm}}$

c.  $g(x) = 0, \quad x = \underline{\hspace{2cm}}$

d.  $g(x) = -3, \quad x = \underline{\hspace{2cm}}$

14.  $f(x) = (x + 5)^2$

a.  $f(0) = \underline{\hspace{2cm}}$

b.  $f(-2) = \underline{\hspace{2cm}}$

c.  $f(x) = 0, \quad x = \underline{\hspace{2cm}}$

d.  $f(x) = 9, \quad x = \underline{\hspace{2cm}}$

15.  $g(x) = -(x + 1)^2 + 8$

a.  $g(0) = \underline{\hspace{2cm}}$

b.  $g(2) = \underline{\hspace{2cm}}$

c.  $g(x) = 0, \quad x = \underline{\hspace{2cm}}$

d.  $g(x) = 4, \quad x = \underline{\hspace{2cm}}$

Need help? Visit [www.rsgsupport.org](http://www.rsgsupport.org)

Mathematics Vision Project

Licensed under the Creative Commons Attribution CC BY 4.0

[mathematicsvisionproject.org](http://mathematicsvisionproject.org)

## 3.6 Curbside Rivalry

### *A Solidify Understanding Task*



CC BY apasciuto  
<https://flic.kr/p/8nSb8e>

Carlos and Clarita have a brilliant idea for how they will earn money this summer. Since the community in which they live includes many high schools, a couple of universities, and even some professional sports teams, it seems that everyone has a favorite team they like to cheer for. In Carlos' and Clarita's neighborhood these rivalries take on special meaning, since many of the neighbors support different teams. They have observed that their neighbors often display handmade posters and other items to make their support of their favorite team known. The twins believe they can get people in the neighborhood to buy into their new project: painting team logos on curbs or driveways.

For a small fee, Carlos and Clarita will paint the logo of a team on a neighbor's curb, next to their house number. For a larger fee, the twins will paint a mascot on the driveway. Carlos and Clarita have designed stencils to make the painting easier and they have priced the cost of supplies. They have also surveyed neighbors to get a sense of how many people in the community might be interested in purchasing their service. Here is what they have decided, based on their research.

- *A curbside logo will require  $48 \text{ in}^2$  of paint*
- *A driveway mascot will require  $16 \text{ ft}^2$  of paint*
- *Surveys show the twins can sell 100 driveway mascots at a cost of \$20, and they will sell 10 fewer mascots for each additional \$5 they charge*

1. If a curbside logo is designed in the shape of a square, what will its dimensions be?

A square logo will not fit nicely on a curb, so Carlos and Clarita are experimenting with different types of rectangles. They are using a software application that allows them to stretch or shrink their logo designs to fit different rectangular dimensions.

2. Carlos likes the look of the logo when the rectangle in which it fits is 8 inches longer than it is wide. What would the dimensions of the curbside logo need to be to fit in this type of rectangle? As part of your work, write a quadratic equation that represents these requirements.
  
3. Clarita prefers the look of the logo when the rectangle in which it fits is 13 inches longer than it is wide. What would the dimensions of the curbside logo need to be to fit in this type of rectangle? As part of your work, write a quadratic equation that represents these requirements.

Your quadratic equations on the previous two problems probably started out looking like this:  $x(x + n) = 48$  where  $n$  represents the number of inches the rectangle is longer than it is wide. The expression on the left of the equation could be multiplied out to get an equation of the form  $x^2 + nx = 48$ . If we subtract 48 from both sides of this equation we get  $x^2 + nx - 48 = 0$ . In this form, the expression on the left looks more like the quadratic functions you have been working with in previous tasks,  $y = x^2 + nx - 48$ .

4. Consider Carlos' quadratic equation where  $n = 8$ , so  $x^2 + 8x - 48 = 0$ . How can we use our work with quadratic functions like  $y = x^2 + 8x - 48$  to help us solve the quadratic equation  $x^2 + 8x - 48 = 0$ ? Describe at least two different strategies you might use, and then carry them out. Your strategies should give you solutions to the equation as well as a solution to the question Carlos is trying to answer in #2.
  
5. Now consider Clarita's quadratic equation where  $n = 13$ , so  $x^2 + 13x - 48 = 0$ . Describe at least two different strategies you might use to solve this equation, and then carry them out. Your strategies should give you solutions to the equation as well as a solution to the question Clarita is trying to answer in #3.
  
6. After much disagreement, Carlos and Clarita agree to design the curbside logo to fit in a rectangle that is 6 inches longer than it is wide. What would the dimensions of the curbside logo need to be to fit in this type of rectangle? As part of your work, write and solve a quadratic equation that represents these requirements.

- Carlos and Clarita are also examining the results of their neighborhood survey, trying to determine how much they should charge for a driveway mascot. Remember, this is what they have found from the survey: *They can sell 100 driveway mascots at a cost of \$20, and they will sell 10 fewer mascots for each additional \$5 they charge.*

9. Make a table, sketch a graph, and write an equation for the number of driveway mascots the twins can sell for each \$5 increment,  $x$ , in the price of the mascot.

number of \$5 increments in the price	number of mascots purchased
0	100
1	
2	
3	
4	
5	
6	
7	
8	
9	
10	

10. Make a table, sketch a graph (on the same set of axes), and write an equation for the price of a driveway mascot for each \$5 increment,  $x$ , in the price.

number of \$5 increments in the price	price of a mascot
0	20
1	
2	
3	
4	
5	
6	
7	
8	
9	
10	

11. Make a table, sketch a graph, and write an equation for the revenue the twins will collect for each \$5 increment in the price of the mascot.

number of \$5 increments in the price	Revenue = price $\times$ number of mascots sold
0	2000
1	
2	
3	
4	
5	
6	
7	
8	
9	
10	

12. The twins estimate that the cost of supplies will be \$250 and they would like to make \$2000 in profit from selling driveway mascots. Therefore, they will need to collect \$2250 in revenue. Write and solve a quadratic equation that represents collecting \$2250 in revenue. Be sure to clearly show your strategy for solving this quadratic equation.



## 3.6 Curbside Rivalry – Teacher Notes

### *A Solidify Understanding Task*

**Purpose:** In this task students use their techniques for changing the forms of quadratic expressions (i.e., factoring, completing the square to put the quadratic in vertex form, or using the quadratic formula to find the x-intercepts) as strategies for solving quadratic equations.

#### **Core Standards Focus:**

**A.REI.4** Solve quadratic equations in one variable.

- Use the method of completing the square to transform any quadratic equation in  $x$  into an equation of the form  $(x - p)^2 = q$  that has the same solutions. Derive the quadratic formula from this form.
- Solve quadratic equations by inspection (e.g., for  $x^2 = 49$ ), taking square roots, completing the square, the quadratic formula and factoring, as appropriate to the initial form of the equation. Recognize when the quadratic formula gives complex solutions and write them as  $a \pm bi$  for real numbers  $a$  and  $b$ .

#### **Note for Mathematics II A.REI.4a, A.REI.4b**

*Extend to solving any quadratic equation with real coefficients, including those with complex solutions.*

**A.REI.7** Solve a simple system consisting of a linear equation and a quadratic equation in two variables algebraically and graphically. For example, find the points of intersection between the line  $y = -3x$  and the circle  $x^2 + y^2 = 3$ .

#### **Note for Mathematics II A.REI.7**

*Include systems consisting of one linear and one quadratic equation. Include systems that lead to work with fractions.*

**A.CED.1** Create equations and inequalities in one variable and use them to solve problems. Include equations arising from linear and quadratic functions, and simple rational and exponential functions.

**Note for Mathematics II A.CED.1**

*Extend work on linear and exponential equations in Mathematics I to quadratic equations.*

**A.CED.4** Rearrange formulas to highlight a quantity of interest, using the same reasoning as in solving equations. For example, rearrange Ohm's law  $V = IR$  to highlight resistance  $R$ .

**Related Standards: A.SSE.1**

**The Teaching Cycle:**

**Launch (Whole Class):**

Before starting this task, it will be helpful to point out some terminology used with quadratics. In previous tasks we have been working with quadratic functions,  $f(x) = ax^2 + bx + c$ . In this task we will be working with quadratic equations,  $ax^2 + bx + c = 0$ . We will also refer to quadratic expressions,  $ax^2 + bx + c$ . Introduce students to the words *roots* and *zeroes* as ways of referring to the  $x$ -values that are solutions to a quadratic equation or the  $x$ -values that make a quadratic expression zero. These words can also be used to refer to the  $x$ -intercepts of a quadratic function that crosses the  $x$ -axis.

Point out to students that the goal of this task is to learn how to write and solve quadratic equations that arise from different problem situations, and that they will experiment with ways of using the form-changing techniques of previous tasks to support the work of solving quadratic equations.

As part of the launch, read through the context of the task and have students work on question 1 where they will write a simple quadratic equation,  $x^2 = 48$  to represent the context. Make sure that students understand they can solve for  $x$  by taking the square root of both sides of this equation. They developed strategies for working with such radical expressions in task 3.4 *Radical Ideas*. Point out that while there are two numbers we can square to get 48, only the positive square root of 48 makes sense in this context. Also, for the purpose of the context, decimal approximations for square roots provide reasonable solutions.

Also start problem 2 together, before setting students to work on the task. Help students recognize that a quadratic equation that would represent this situation would be  $x(x + 8) = 48$ . Ask students how they might solve such an equation. One method they might suggest would be guess and check. Another method might be to graph the quadratic  $y = x(x + 8)$  and the line  $y = 48$  and look for their points of intersection as Zac did in task 3.4. Point out that the task will help them think about more strategies, particularly algebraic strategies, which they might use on these types of problems.

### Explore (Small Group):

After problem 3, the task suggests a typical algebraic strategy that might be used to solve these types of quadratic equations. For example, to solve question 4, multiply out the quadratic expression on the left, and then subtract 48 from both sides to get  $x^2 + 8x - 48 = 0$  as an equivalent equation. Solving this equation would be like trying to find the  $x$ -intercepts of the quadratic function  $f(x) = x^2 + 8x - 48$ . Ask students how they might find these  $x$ -intercepts. Try to press for two strategies: finding the factors and determining what values of  $x$  make the factors zero; or, using the quadratic formula from the previous task *Throwing an Interception*. Similar approaches will work for questions 5-8. Help students see that factoring is an effective strategy sometimes, but not all quadratic expressions factor nicely. The quadratic formula can always be used to find the solutions, but can be cumbersome to apply.

Questions 9-12 provide an opportunity to create and solve a quadratic equation that deals with optimization. Students write two linear equations to represent the number of mascots to be sold,  $y = 100 - 10x$ , and the price of each mascot,  $y = 20 + 5x$ . The product of these two functions,  $y = (100 - 10x)(20 + 5x)$ , represents the revenue collected. A typical question one might ask is to find the maximum revenue, which could be answered by finding the vertex of this function. In this task the question asked—when will the revenue equal \$2250—leads to a quadratic equation to be solved:  $2250 = (100 - 10x)(20 + 5x)$ . Again the strategy of changing the form of this equation to an equivalent quadratic equation where one side equals zero provides a path to a solution. Students may also recognize that the solution shows up in the table for revenue.

**Discuss (Whole Class):**

Focus the whole class discussion on this concept: Since the solutions to quadratic equations of the form  $f(x) = 0$  occur when the function crosses the  $x$ -axis, setting factors equal to 0 or using the quadratic formula are reasonable strategies for solving such equations. Select problems from the task that seem the most helpful for your students, including at least one problem that can be solved by factoring and one that requires the quadratic formula.

Given time, it would be good to discuss questions 9-12 to remind students that (1) quadratics are the product of two linear functions, (2) the  $x$ -intercepts of the quadratic function are the  $x$ -intercepts of the individual linear factors, and (3) the vertex of the quadratic is on the axis of symmetry halfway between the  $x$ -intercepts. It would be good to connect the graphical, numerical and algebraic ways the solutions to this problem get represented by examining the data in the table of the revenue, by graphing the revenue function and the horizontal line representing the desired revenue, and by solving this equation using the quadratic formula.

**Aligned Ready, Set, Go: Solving Quadratic & Other Equations 3.6**

READY, SET, GO!

Name

Period

Date

**READY**

Topic: Finding x-intercepts for linear equations

1. Find the x-intercept of each equation below. Write your answer as an ordered pair. Consider how the format of the given equation either facilitates or inhibits your work.

a. $3x + 4y = 12$	b. $y = 5x - 3$	c. $y - 5 = -4(x + 1)$
d. $y = -4x + 1$	e. $y - 6 = 2(x + 7)$	f. $5x - 2y = 10$

2. Which of the linear equation formats above facilitates your work in finding x-intercepts? Why?

3. Using the same equations from question 1, find the y-intercepts. Write your answers as ordered pairs

a.  $3x + 4y = 12$

b.  $y = 5x - 3$

c.  $y - 5 = -4(x + 1)$

d.  $y = -4x + 1$

e.  $y - 6 = 2(x + 7)$

f.  $5x - 2y = 10$

4. Which of the formats above facilitate finding the y-intercept? Why?

Need help? Visit [www.rsgsupport.org](http://www.rsgsupport.org)

Mathematics Vision Project

Licensed under the Creative Commons Attribution CC BY 4.0

[mathematicsvisionproject.org](http://mathematicsvisionproject.org)

**SET**

Topic: Solve Quadratic Equations, Connecting Quadratics with Area

**For each of the given quadratic equations, (a) describe the rectangle the equation fits with. (b)****What constraints have been placed on the dimensions of the rectangle?**

5.  $x^2 + 7x - 170 = 0$

6.  $x^2 + 15x - 16 = 0$

7.  $x^2 + 2x - 35 = 0$

8.  $x^2 + 10x - 80 = 0$

**Solve the quadratic equations below.**

9.  $x^2 + 7x - 170 = 0$

10.  $x^2 + 15x - 16 = 0$

11.  $x^2 + 2x - 35 = 0$

12.  $x^2 + 10x - 80 = 0$

**GO**

Topic: Factoring Expressions

**Write each of the expressions below in factored form.**

13.  $x^2 - x - 132$

14.  $x^2 - 5x - 36$

15.  $x^2 + 5x + 6$

16.  $x^2 + 13x + 42$

17.  $x^2 + x - 56$

18.  $x^2 - x$

19.  $x^2 - 8x + 12$

20.  $x^2 - 10x + 25$

21.  $x^2 + 5x$

**Need help? Visit [www.rsgsupport.org](http://www.rsgsupport.org)**

Mathematics Vision Project

Licensed under the Creative Commons Attribution CC BY 4.0

[mathematicsvisionproject.org](http://mathematicsvisionproject.org)

## 3.7 Perfecting My Quads

### *A Practice Understanding Task*



CC BY William Warby  
<https://flic.kr/p/8ur4Pb>

Carlos and Clarita, Tia and Tehani, and their best friend Zac are all discussing their favorite methods for solving quadratic equations of the form  $ax^2 + bx + c = 0$ . Each student thinks about the related quadratic function  $y = ax^2 + bx + c$  as part of his or her strategy.

Carlos: “I like to make a table of values for  $x$  and find the solutions by inspecting the table.”

Zac: “I like to graph the related quadratic function and use my graph to find the solutions.”

Clarita: “I like to write the equation in factored form, and then use the factors to find the solutions.”

Tia: “I like to treat it like a quadratic function that I put in vertex form by completing the square. I can then use a square root to undo the squared expression.”

Tehani: “I also like to use the quadratic formula to find the solutions.”

Demonstrate how each student might solve each of the following quadratic equations.

Solve:  $x^2 - 2x - 15 = 0$	<u>Carlos’ Strategy</u>	<u>Zac’s Strategy</u>
<u>Clarita’s Strategy</u>	<u>Tia’s Strategy</u>	<u>Tehani’s Strategy</u>

Solve:  $2x^2 + 3x + 1 = 0$	<u>Carlos' Strategy</u>	<u>Zac's Strategy</u>
<u>Clarita's Strategy</u>	<u>Tia's Strategy</u>	<u>Tehani's Strategy</u>

Solve:  $x^2 + 4x - 8 = 0$	<u>Carlos' Strategy</u>	<u>Zac's Strategy</u>
<u>Clarita's Strategy</u>	<u>Tia's Strategy</u>	<u>Tehani's Strategy</u>



Describe why each strategy works.

As the students continue to try out their strategies, they notice that sometimes one strategy works better than another. Explain how you would decide when to use each strategy.

Here is an extra challenge. How might each student solve the following system of equations?

<p>Solve the system:</p> $y_1 = x^2 - 4x + 1$ $y_2 = x - 3$	<p><u>Carlos' Strategy</u></p>	<p><u>Zac's Strategy</u></p>
<p><u>Clarita's Strategy</u></p>	<p><u>Tia's Strategy</u></p>	<p><u>Tehani's Strategy</u></p>

## 3.7 Perfecting My Quads – Teacher Notes

### *A Practice Understanding Task*

**Purpose:** In this task students use their techniques for changing the forms of quadratic expressions (i.e., factoring, completing the square to put the quadratic in vertex form, or using the quadratic formula to find the x-intercepts) as strategies for solving quadratic equations.

#### **Core Standards Focus:**

**A.REI.4** Solve quadratic equations in one variable.

- a. Use the method of completing the square to transform any quadratic equation in  $x$  into an equation of the form  $(x - p)^2 = q$  that has the same solutions. Derive the quadratic formula from this form.
- b. Solve quadratic equations by inspection (e.g., for  $x^2 = 49$ ), taking square roots, completing the square, the quadratic formula and factoring, as appropriate to the initial form of the equation. Recognize when the quadratic formula gives complex solutions and write them as  $a \pm bi$  for real numbers  $a$  and  $b$ .

#### **Note for Mathematics II A.REI.4a, A.REI.4b**

*Extend to solving any quadratic equation with real coefficients, including those with complex solutions.*

**A.REI.7** Solve a simple system consisting of a linear equation and a quadratic equation in two variables algebraically and graphically. For example, find the points of intersection between the line  $y = -3x$  and the circle  $x^2 + y^2 = 3$ .

#### **Note for Mathematics II A.REI.7**

*Include systems consisting of one linear and one quadratic equation. Include systems that lead to work with fractions.*

**A.CED.1** Create equations and inequalities in one variable and use them to solve problems. Include equations arising from linear and quadratic functions, and simple rational and exponential functions.

**Note for Mathematics II A.CED.1**

*Extend work on linear and exponential equations in Mathematics I to quadratic equations.*

**A.CED.4** Rearrange formulas to highlight a quantity of interest, using the same reasoning as in solving equations. For example, rearrange Ohm's law  $V = IR$  to highlight resistance  $R$ .

**Related Standards: A.SSE.1**

**The Teaching Cycle:**

**Launch (Whole Class):**

Remind students that in the previous task, *Curbside Rivalry*, they used various strategies to solve quadratic equations that arose from various problem situations that Carlos and Clarita were trying to resolve. In this task the focus is again on solving quadratic equations, but no contexts are provided. Instead, students are to try out several different strategies and procedures for solving the equations and to focus on the strengths and weaknesses of each method.

Read through the first part of the task handout with the class, and make sure they understand the basic strategy each of the characters in the story plan to use. Then set students to work trying out each of the strategies on a variety of problems.

**Explore (Small Group):**

As students work through the task they should notice that some strategies, such as factoring or making a table, do not work as consistently as some other strategies, although they are effective and easy to do when they do yield solutions. Encourage students to focus on the types of solutions that seem to support each method. For example, making a table works better when the solutions are integers, or at least rational numbers.

**Discuss (Whole Class):**

Focus the discussion on the questions “describe why each strategy works” and “explain how you would decide when to use each strategy.”

Illustrate the value of the graphical and numerical strategies by working through the last problem, which involves a system of equations where one equation is quadratic and one equation is linear. Point out how the graph and table give us a sense of what a solution to this system would mean. Students may wonder about how to start an algebraic approach for these problems. Remind students that with systems of equations we can sometimes set the equations equal to each other. Doing so will lead to an equation that can be solved by rearranging the terms to get a quadratic expression equal to 0.

**Aligned Ready, Set, Go: Solving Quadratic & Other Equations 3.7**

READY, SET, GO!

Name \_\_\_\_\_

Period \_\_\_\_\_

Date \_\_\_\_\_

### READY

Topic: Symmetry and Distance

**The given functions provide the connection between possible areas,  $A(x)$ , that can be created by a rectangle for a given side length,  $x$ , and a set amount of perimeter. You could think of it as the different amounts of area you can close in with a given amount of fencing as long as you always create a rectangular enclosure.**

1.  $A(x) = x(10 - x)$

Find the following:

a.  $A(3) =$       b.  $A(4) =$

c.  $A(6) =$       d.  $A(x) = 0$

e. When is  $A(x)$  at its maximum? Explain or show how you know.

2.  $A(x) = x(50 - x)$

Find the following:

a.  $A(10) =$       b.  $A(20) =$

c.  $A(30) =$       d.  $A(x) = 0$

e. When is  $A(x)$  at its maximum? Explain or show how you know.

3.  $A(x) = x(75 - x)$

Find the following:

a.  $A(20) =$       b.  $A(35) =$

c.  $A(40) =$       d.  $A(x) = 0$

e. When is  $A(x)$  at its maximum? Explain or show how you know.

4.  $A(x) = x(48 - x)$

Find the following:

a.  $A(10) =$       b.  $A(20) =$

c.  $A(28) =$       d.  $A(x) = 0$

e. When is  $A(x)$  at its maximum? Explain or show how you know.

Need help? Visit [www.rsgsupport.org](http://www.rsgsupport.org)

**SET**

Topic: Solve Quadratic Equations Efficiently

**For each of the given quadratic equations find the solutions using an efficient method. State the method you are using as well as the solutions. You must use at least three different methods.**

5.  $x^2 + 17x + 60 = 0$

6.  $x^2 + 16x + 39 = 0$

7.  $x^2 + 7x - 5 = 0$

8.  $3x^2 + 14x - 5 = 0$

9.  $x^2 - 12x = -8$

10.  $x^2 + 6x = 7$

**Summarize the process for solving a quadratic by the indicated strategy. Give examples along with written explanation, also indicate when it is best to use this strategy.**

11. Completing the Square

12. Factoring

13. Quadratic Formula

**GO**

Topic: Graphing Quadratics and finding essential features of the graph. Solving systems of equations.

**Graph the quadratic function and supply the desired information about the graph.**

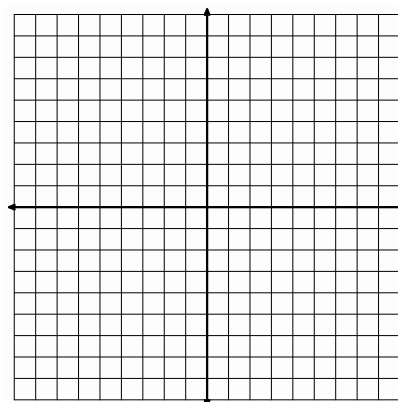
14.  $f(x) = x^2 + 8x + 13$

a. Line of symmetry:

b. x-intercepts:

c. y-intercept:

d. vertex:

Need help? Visit [www.rsgsupport.org](http://www.rsgsupport.org)

Mathematics Vision Project

Licensed under the Creative Commons Attribution CC BY 4.0

[mathematicsvisionproject.org](http://mathematicsvisionproject.org)

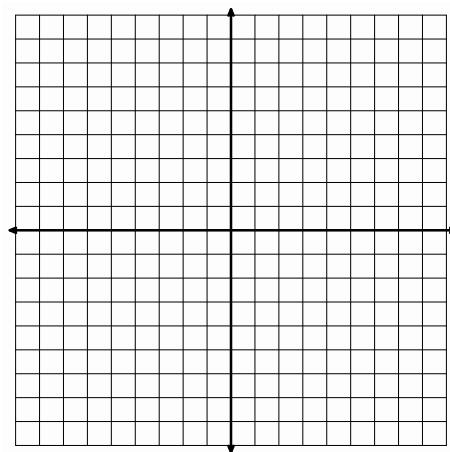
15.  $f(x) = x^2 - 4x - 1$

a. Line of symmetry:

b. x-intercepts:

c. y-intercept:

d. vertex:

**Solve each system of equations using an algebraic method and check your work!**

16.

$$\begin{cases} 3x + 5y = 15 \\ 3x - 2y = 6 \end{cases}$$

17.

$$\begin{cases} y = -7x + 12 \\ y = 5x - 36 \end{cases}$$

18.

$$\begin{cases} y = 2x + 12 \\ y = 10x - x^2 \end{cases}$$

19.

$$\begin{cases} y = 24x - x^2 \\ y = 8x + 48 \end{cases}$$

**Need help? Visit [www.rsgsupport.org](http://www.rsgsupport.org)**

Mathematics Vision Project

Licensed under the Creative Commons Attribution CC BY 4.0

[mathematicsvisionproject.org](http://mathematicsvisionproject.org)

## 3.8 To Be Determined . . .

### *A Develop Understanding Task*



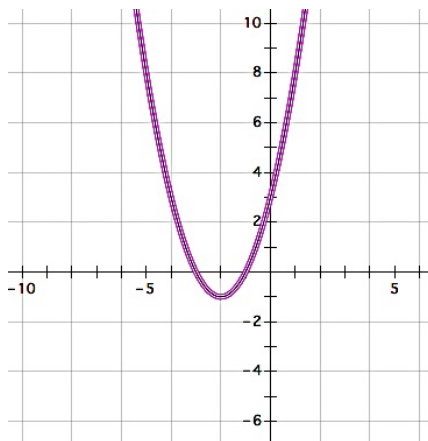
CC BY Ben Salter  
<https://flic.kr/p/5xVGij>

Israel and Miriam are working together on a homework assignment. They need to write the equations of quadratic functions from the information given in a table or a graph. At first, this work seemed really easy. However, as they continued to work on the assignment, the algebra got more challenging and raised some interesting questions that they can't wait to ask their teacher.

Work through the following problems from Israel and Miriam's homework. Use the information in the table or the graph to write the equation of the quadratic function in all three forms. You may start with any form you choose, but you need to find all three equivalent forms. (If you get stuck, your teacher has some hints from Israel and Miriam that might help you.)

1.

x	y
-5	8
-4	3
-3	0
-2	-1
-1	0
0	3
1	8
2	15
3	24
4	35



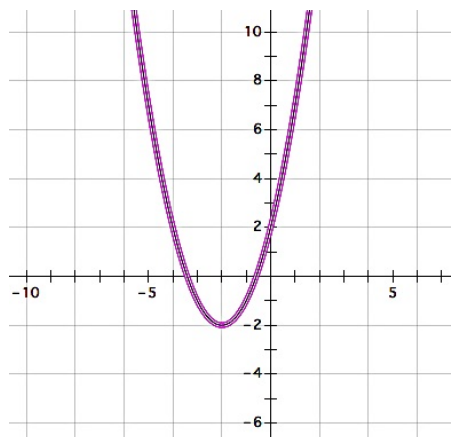
Standard form:

Factored form:

Vertex form:

2.

x	y
-5	7
-4	2
-3	-1
-2	-2
-1	-1
0	2
1	7
2	14
3	23
4	34



Standard form:

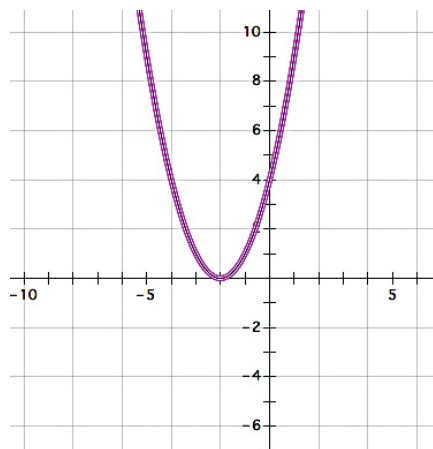
Factored form:

Vertex form:



3.

x	y
-5	9
-4	4
-3	1
-2	0
-1	1
0	4
1	9
2	16
3	25
4	36



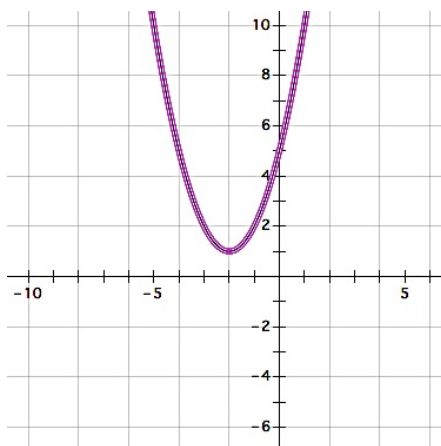
Standard form:

Factored form:

Vertex form:

4.

x	y
-5	10
-4	5
-3	2
-2	1
-1	2
0	5
1	10
2	17
3	26
4	37



Standard form:

Factored form:

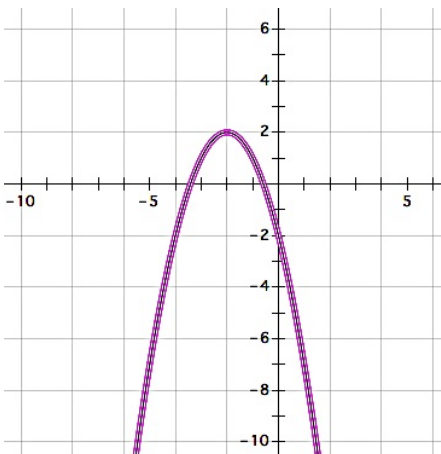
Vertex form:

5. Israel was concerned that his factored form for the function in question 4 didn't look quite right. Miriam suggested that he test it out by plugging in some values for  $x$  to see if he gets the same points as those in the table. Test your factored form. Do you get the same values as those in the table?
6. Why might Israel be concerned about writing the factored form of the function in question 4?

Here are some more from Israel and Miriam's homework.

7.

x	y
-5	-7
-4	-2
-3	1
-2	2
-1	1
0	-2
1	-7
2	-14
3	-23
4	-34



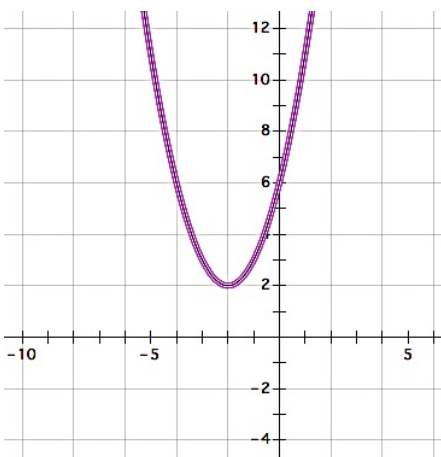
Standard form:

Factored form:

Vertex form:

8.

x	y
-5	11
-4	6
-3	3
-2	2
-1	3
0	6
1	11
2	18
3	27
4	38



Standard form:

Factored form:

Vertex form:

9. Miriam notices that the graphs of function 7 and function 8 have the same vertex point. Israel notices that the graphs of function 2 and function 7 are mirror images across the  $x$ -axis. What do you notice about the roots of these three quadratic functions?

### **The Fundamental Theorem of Algebra**

A polynomial function is a function of the form:

$$y = a_0x^n + a_1x^{n-1} + a_2x^{n-2} + \cdots + a_{n-3}x^3 + a_{n-2}x^2 + a_{n-1}x + a_n$$

where all of the exponents are positive integers and all of the coefficients  $a_0 \dots a_n$  are constants.

As the theory of finding roots of polynomial functions evolved, a 17<sup>th</sup> century mathematician, Girard (1595-1632) made the following claim which has come to be known as the Fundamental Theorem of Algebra: *An  $n^{\text{th}}$  degree polynomial function has  $n$  roots.*

10. In later math classes you will study polynomial functions that contain higher-ordered terms such as  $x^3$  or  $x^5$ . Based on your work in this task, do you believe this theorem holds for quadratic functions? That is, do all functions of the form  $y = ax^2 + bx + c$  always have two roots? [Examine the graphs of each of the quadratic functions you have written equations for in this task. Do they all have two roots? Why or why not?]

## 3.8 To Be Determined . . . – Teacher Notes

### *A Develop Understanding Task*

**Purpose:** In the context of using procedures students have developed previously for writing equations for quadratic functions from the information given in a table or a graph, students will examine the nature of the roots of quadratic functions and surface the need for non-real roots when the quadratic function does not intersect the x-axis. This task follows the approach of the historical development of these non-real numbers. As mathematicians developed formulas for solving quadratic and cubic polynomials, the square root of a negative number would sometimes occur in their work. Although such expressions seemed problematic and undefined, when mathematicians persisted in working with these expressions using the same algebraic rules that applied to real-valued radical expressions, the work would lead to correct results. In this task, students will be able to write the equation of quadratic #4 in both vertex and standard form, but attempting to use the quadratic formula to find the roots, and therefore the factored form, will produce expressions that contain the square root of a negative number. However, if students persist in expanding out this factored form using the usual rules of arithmetic, the non-real-valued radical expressions will go away, leaving the same standard form as that obtained by expanding the vertex form. This should give some validity to these non-real-valued radical expressions. It is suggested that these numbers not be referred to as “imaginary” numbers in this task, but only that they are noted to be problematic in the sense of not representing a real value.

(Note: In the early history of mathematics even negative real numbers were considered “fictitious” or “false” solutions to quadratic and cubic equations, although Cardano (1501-1576) and Bombelli (1526-1572) also used square roots of negative numbers in their work. By the 17<sup>th</sup> century negative numbers were recognized as legitimate solutions to polynomial equations, but complex numbers remained controversial through the 18<sup>th</sup> century, even though they were useful in the theory of equations. Descartes (1596-1650) called all complex numbers “imaginary” and it was Euler (1707-1783) that introduced the symbol  $i$  for the square root of -1. Although expanding the number system to include complex numbers was sufficient to solve quadratic equations, it was not known if complex

numbers were sufficient to solve cubic and higher-degree polynomial equations until 1799 when Gauss published a proof that all polynomial equations of degree  $n$  have  $n$  roots of the form  $a + bi$ . See a brief history of complex numbers at <http://www.clarku.edu/~djoyce/complex/>

**Core Standards Focus:**

**N.CN.7** Solve quadratic equations with real coefficients that have complex solutions.

**N.CN.8** Extend polynomial identities to the complex numbers.

**N.CN.9** Know the Fundamental Theorem of Algebra; show that it is true for quadratic polynomials.

**A.REI.4** Solve quadratic equations in one variable.

- a. Use the method of completing the square to transform any quadratic equation in  $x$  into an equation of the form  $(x - p)^2 = q$  that has the same solutions. Derive the quadratic formula from this form.
- b. Solve quadratic equations by inspection (e.g., for  $x^2 = 49$ ), taking square roots, completing the square, the quadratic formula and factoring, as appropriate to the initial form of the equation. Recognize when the quadratic formula gives complex solutions and write them as  $a \pm bi$  for real numbers  $a$  and  $b$ .

**Note for Mathematics II A.REI.4a, A.REI.4b**

*Extend to solving any quadratic equation with real coefficients, including those with complex solutions.*

**The Teaching Cycle:**

**Launch (Whole Class):**

Ask students to describe how the quadratic graphs shown in the questions on this task are similar and different. They should notice that all of the graphs are the same shape; that in many cases they have been translated up or down the line  $x = -2$ ; they all are the same shape as the parent graph  $y = x^2$ , so the coefficient  $a = 1$ ; graphs 2 and 7 are mirror images across the  $x$ -axis, and graphs 7 and 8 have the same vertex. Remind students of the three forms we have used for writing quadratic

expressions (Note that  $a = 1$ ): standard form,  $x^2 + bx + c$ ; vertex form,  $(x - h)^2 + k$ ; and factored-form,  $(x + p)(x + q)$ .

**Explore (Small Group):**

Watch for students who start question 1 by locating the x-intercepts of the graph (the zeroes in the table) and then using these values to write the two factors for the factored form. Once the factors are written they might multiply out the expression to get standard form, and then complete the square to get vertex form. This procedural approach works well for question 1, but will not work for questions 2 and 4, since the roots of the quadratic are not readily apparent from the table or the graph. For these students, suggest that Israel and Miriam noticed that all of the parabolas are symmetric about the same line  $x = -2$ , and so the vertex always lies on this line. Encourage these students to consider how they might use this fact to write the vertex form of each equation.

Watch for how students approach question 3, where the vertex lies on the x-axis. It may be difficult for students to recognize that the x-intercept at  $x = -2$  is a root of multiplicity 2 and that the vertex form is  $y = (x + 2)^2$ . For these students, suggest that Israel and Miriam noticed that as this sequence of parabolas are shifted up along the axis of symmetry the two x-intercepts get closer and closer together until they merge at  $x = -2$ . This would suggest that we have a “double root” at  $x = -2$ .

The most useful strategy students might use for question 2 is to write the vertex form by locating the minimum point in either the table or the graph. Once students have written the vertex form they can expand it to get standard form. They can then use the quadratic formula to find the zeros of the function, and then use these zeroes to write the corresponding factors. The irrational roots in question 2 can be found in this way. Have students verify that the radical values found using the quadratic formula fit in the intervals between -4 and -3 and between -1 and 0 by calculating approximate values for these roots using a calculator. In a similar way, students can find the roots of the quadratic in question 4 using the quadratic formula. At this point in time, allow students to write these roots as  $-2 - \sqrt{-1}$  and  $-2 + \sqrt{-1}$ ; you do not need to introduce the notation for complex numbers using  $i$  to represent the square root of -1. This will be the focus of the next task. Students may try to find approximate values for these roots using a calculator or recognize the

dilemma of taking the square root of a negative number as being undefined in terms of real numbers. Acknowledge this dilemma, but also ask students to test their factored form for a few points (see question 5) and to multiply out their factored form in the usual way to verify that it yields the same standard form of the equation that they got when they expanded their vertex form. The goal here is to help students see that these numbers—while undefined in the real number system—yield correct results when manipulated with the familiar rules of algebra.

It is anticipated that students will get bogged down with this algebraic work. You can move to a whole class discussion during problems 4-6 to resolve these algebraic issues.

### **Discuss (Whole Class):**

Begin the whole class discussion by examining question 4. First, have a student present the vertex form of this equation  $y = (x + 2)^2 + 1$ . Then have a student present the standard form, which can be obtained by multiplying out the vertex form:  $y = x^2 + 4x + 5$ . Finally ask how we might write the factored form of this function, since it does not cross the  $x$ -axis and therefore has no  $x$ -intercepts. If you have identified students who used the quadratic formula to find the “zeros” or “roots” of the quadratic, have them present their work.

Students may have questions about how to write the roots of this quadratic after substituting values for  $a$ ,  $b$  and  $c$  into the quadratic formula, or how to write the factored form since the roots contain two terms. Help support this algebraic work, including simplifying the radical expression  $\sqrt{-4} = \sqrt{4} \cdot \sqrt{-1} = 2\sqrt{-1}$ , and the rational expression  $\frac{-4 \pm 2\sqrt{-1}}{2} = \frac{-4}{2} \pm \frac{2\sqrt{-1}}{2} = -2 \pm \sqrt{-1}$ . The factored form is  $y = \left[x - (-2 + \sqrt{-1})\right] \cdot \left[x - (-2 - \sqrt{-1})\right] = (x + 2 - \sqrt{-1})(x + 2 + \sqrt{-1})$ . Once students have written the factored form, ask them to multiply out the two trinomial factors to obtain the standard form. Help them observe that  $\sqrt{-1} \cdot \sqrt{-1} = -1$  is consistent with the properties of radicals we have defined previously, and that this interpretation leads to the same standard form we started with. This consistency of properties will lead us in the next task to define the set of complex numbers.

Once the algebra of working with these negative radical expressions has been demonstrated, have students continue to work on the remainder of the task. Questions 7-9 point out that the algebraic work for irrational roots is similar to the algebraic work for these non-real roots.

Be sure to have a whole class discussion about the Fundamental Theorem of Algebra (question 10). Students may not feel like the theorem is true for quadratics, since #3 has only one real root and #4 and #8 have no real roots at all. Point out that we need to count these non-real roots, as well as multiple roots (such as  $x = -2$  being a root of multiplicity 2 for question 3) to account for two roots for every quadratic. This will lead to the definition of complex numbers as roots in the next task.

**Aligned Ready, Set, Go: Solving Quadratic & Other Equations 3.8**



READY, SET, GO!

Name \_\_\_\_\_

Period \_\_\_\_\_

Date \_\_\_\_\_

### READY

Topic: Simplifying Radicals

**Simplify each of the radicals below.**

1.  $\sqrt{8}$

2.  $\sqrt{18}$

3.  $\sqrt{32}$

4.  $\sqrt{20}$

5.  $\sqrt{45}$

6.  $\sqrt{80}$

7. What is the connection between the radicals above? Explain.

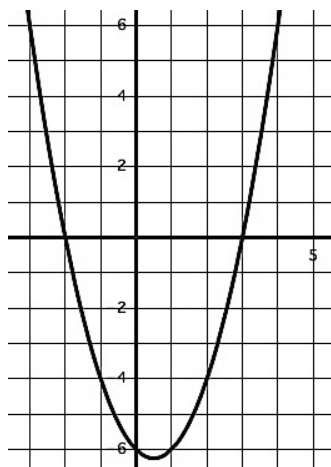
### SET

**Topic:** Determine the nature of the x-intercepts for each quadratic below.

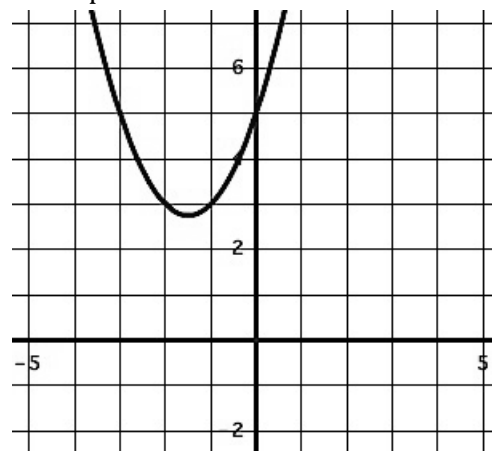
**Given the quadratic function, its graph or other information, below determine the nature of the x-intercepts (what type of number it is). Explain or show how you know.**

(Whole numbers “W”, Integers “Z”, Rational “Q”, Irrational “ $\bar{Q}$ ”, or finally, “not Real”)

8. Determine the nature of the x-intercepts.



9. Determine the nature of the x-intercepts



Need help? Visit [www.rsgsupport.org](http://www.rsgsupport.org)

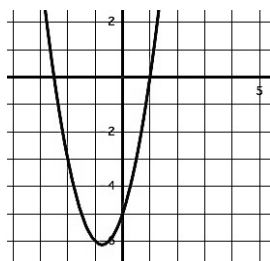
10. Determine the nature of the x-intercepts.

$$f(x) = x^2 + 4x - 24$$

11. Determine the nature of the x-intercepts.

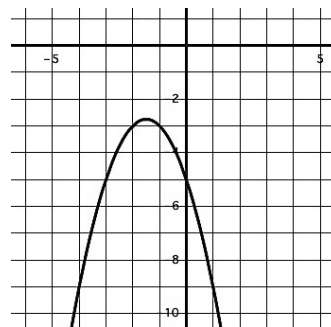
$$g(x) = (2x - 1)(5x + 2)$$

12. Determine the nature of the x-intercepts.



$$f(x) = 2x^2 + 3x - 5$$

13. Determine the nature of the x-intercepts.



14. Determine the nature of the x-intercepts.

$$r(t) = t^2 - 8t + 16$$

15. Determine the nature of the x-intercepts.

$$h(x) = 3x^2 - 5x + 9$$

**Determine the number of roots that each polynomial will have.**

16.  $x^5 + 7x^3 - x^2 + 4x - 21$

17.  $4x^3 + 2x^2 - 3x - 9$

18.  $2x^7 + 4x^5 - 5x^2 + 16x + 3$

### GO

Topic: Finding x-intercepts for quadratics using factoring and quadratic formula.

**If the given quadratic function can be factored then factor and provide the x-intercepts. If you cannot factor the function then use the quadratic formula to find the x-intercepts.**

19.  $A(x) = x^2 + 4x - 21$

20.  $B(x) = 5x^2 + 16x + 3$

21.  $C(x) = x^2 - 4x + 1$

22.  $D(x) = x^2 - 16x + 4$

23.  $E(x) = x^2 + 3x - 40$

24.  $F(x) = 2x^2 - 3x - 9$

25.  $G(x) = x^2 - 3x$

26.  $H(x) = x^2 + 6x + 8$

27.  $K(x) = 3x^2 - 11$

Need help? Visit [www.rsgsupport.org](http://www.rsgsupport.org)

Mathematics Vision Project

Licensed under the Creative Commons Attribution CC BY 4.0

[mathematicsvisionproject.org](http://mathematicsvisionproject.org)

## 3.9 My Irrational and Imaginary Friends

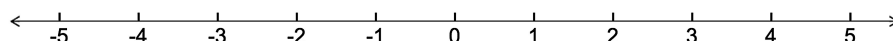
### *A Solidify Understanding Task*



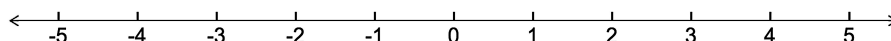
CC BY Funk Dooby  
<https://flic.kr/p/f7YDU9>

#### Part 1: Irrational numbers

1. Verify that  $4\left(x - \frac{5}{2}\right)\left(x + \frac{3}{2}\right) = 0$  and  $4x^2 - 4x - 15 = 0$  are equivalent equations (show your work), and plot the solutions to the quadratic equations on the following number line:

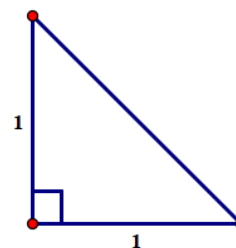


2. Verify that  $(x - 2 + \sqrt{2})(x - 2 - \sqrt{2}) = 0$  and  $4x^2 - 4x + 2 = 0$  are equivalent equations (show your work), and plot the solutions to the quadratic equations on the following number line:



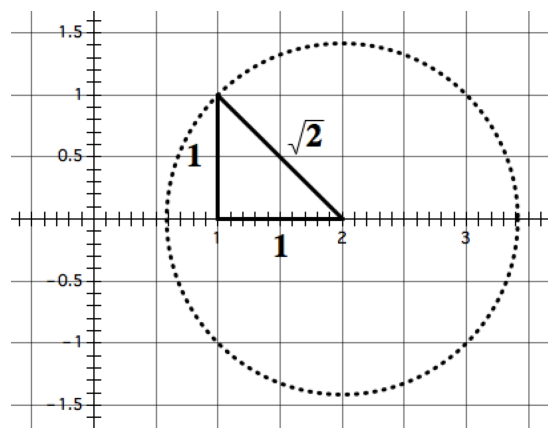
You may have found it difficult to locate the exact points on the number line that represent the two solutions to the 2<sup>nd</sup> pair of quadratic equations given above. The following diagrams might help.

3. Find the perimeter of this isosceles triangle. Express your answer as simply as possible.



We might approximate the perimeter of this triangle with a decimal number, but the exact perimeter is  $2 + \sqrt{2}$ , which cannot be simplified any farther. Note that this notation represents a single number—the distance around the perimeter of the triangle—even though it is written as the sum of two terms.

4. Explain how you could use this diagram to locate the two solutions to the quadratic equations given in the 2<sup>nd</sup> problem above:  $2 + \sqrt{2}$  and  $2 - \sqrt{2}$ .



5. Are the numbers we have located on the number line in this way rational numbers or irrational numbers? Explain your answer.

Both sets of quadratic equations given in problems 1 and 2 above have solutions that can be plotted on a number line. The solutions to the first set of quadratic equations are rational numbers. The solutions to the 2<sup>nd</sup> set of quadratic equations are irrational numbers.

**Big Idea #1:** The set of numbers that contains all of the *rational numbers* and all of the *irrational numbers* is called the *set of real numbers*. The location of all points on a number line can be represented by real numbers.

## Part 2: Imaginary and Complex Numbers

In the previous task, *To Be Determined . . .*, you found that the quadratic formula gives the solutions to the quadratic equation  $x^2 + 4x + 5 = 0$  as  $-2 + \sqrt{-1}$  and  $-2 - \sqrt{-1}$ . Because the square root of a negative number has no defined value as either a rational or an irrational number, Euler proposed that a new number  $i = \sqrt{-1}$  be including in what came to be known as the complex number system.

6. Based on Euler's definition of  $i$ , what would the value of  $i^2$  be?

With the introduction of the number  $i$ , the square root of *any* negative number can be represented.

For example,  $\sqrt{-2} = \sqrt{2} \cdot \sqrt{-1} = \sqrt{2} \cdot i$  and  $\sqrt{-9} = \sqrt{9} \cdot \sqrt{-1} = 3i$ .

7. Find the values of the following expressions. Show the details of your work.

(a)  $(\sqrt{2} \cdot i)^2$

(b)  $3i \times 3i$

Using this new notation, the solutions to the equation  $x^2 + 4x + 5 = 0$  can be written as  $-2 + i$  and  $-2 - i$ , and the factored form of  $x^2 + 4x + 5$  can be written as  $(x + 2 - i)(x + 2 + i)$ .

8. Verify that  $x^2 + 4x + 5$  and  $(x + 2 - i)(x + 2 + i)$  are equivalent by expanding and simplifying the factored form. Show the details of your work.

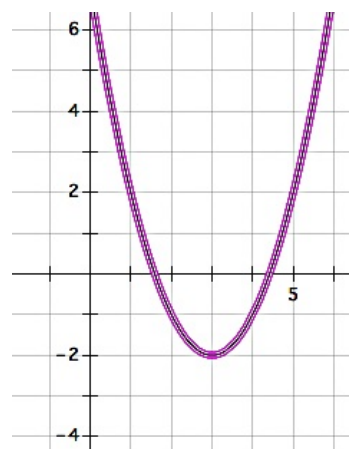
**Big Idea #2:** Numbers like  $3i$  and  $\sqrt{2} \cdot i$  are called *pure imaginary numbers*. Numbers like  $-2 - i$  and  $-2 + i$  that include a real term and an imaginary term are called *complex numbers*.

The quadratic formula is usually written in the form  $\frac{-b \pm \sqrt{b^2 - 4ac}}{2a}$ . An equivalent form is

$$\frac{-b}{2a} \pm \frac{\sqrt{b^2 - 4ac}}{2a}. \text{ If } a, b \text{ and } c \text{ are rational coefficients, then } \frac{-b}{2a} \text{ is a rational term, and } \frac{\sqrt{b^2 - 4ac}}{2a}$$

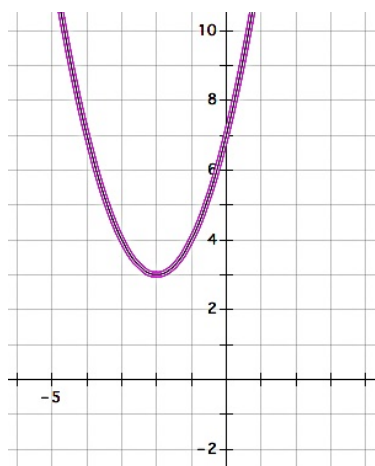
may be a rational term, an irrational term or an imaginary term, depending on the value of the expression under the square root sign.

9. Examine the roots of the quadratic  $y = x^2 - 6x + 7$  shown in the graph at the right. How do the terms  $\frac{-b}{2a}$  and  $\frac{\sqrt{b^2 - 4ac}}{2a}$  show up in this graph?



Look back at the work you did in the task *To Be Determined* . . .

10. Which quadratics in that task had complex roots? (List them here.)
11. How can you determine if a quadratic has complex roots from its graph?
12. Find the complex roots of the following quadratic function represented by its graph.



13. Reflect the graph of the quadratic function given in question 12 over the horizontal line  $y = 3$ . Find the irrational roots of the reflected quadratic function.

14. How is the work you did to find the roots of the quadratic functions in questions 12 and 13 similar?

**Big Idea #3: Complex numbers are not real numbers—they do not lie on the real number line that includes all of the rational and irrational numbers; also note that the real numbers are a subset of the complex numbers since a real number results when the imaginary part of  $a + bi$  is 0, that is,  $a + 0i$ .**

### **The Fundamental Theorem of Algebra, Revisited**

Remember the following information given in the previous task:

A polynomial function is a function of the form:

$$y = a_0x^n + a_1x^{n-1} + a_2x^{n-2} + \cdots + a_{n-3}x^3 + a_{n-2}x^2 + a_{n-1}x + a_n$$

where all of the exponents are positive integers and all of the coefficients  $a_0 \dots a_n$  are constants.

As the theory of finding roots of polynomial functions evolved, a 17<sup>th</sup> century mathematician, Girard (1595-1632) made the following claim which has come to be known as the Fundamental Theorem of Algebra: *An  $n^{\text{th}}$  degree polynomial function has  $n$  roots.*

15. Based on your work in this task, do you believe this theorem holds for quadratic functions? That is, do all functions of the form  $y = ax^2 + bx + c$  always have two roots?

## 3.9 My Irrational and Imaginary Friends – Teacher Notes

### *A Solidify Understanding Task*

**Purpose:** The purpose of this task is to examine the meaning and the arithmetic of irrational numbers, mainly non-rational radical numbers, as well as the meaning and arithmetic of complex numbers. Students will note similarities and differences in the rules of simplifying such expressions.

Unlike rational numbers, where we can always find a common rational unit of measure that fits into two different rational lengths, irrational numbers are said to be incommensurate, since no rational unit of measure can be found that fits into an irrational length evenly. For example, a length of  $\frac{2}{3} + \frac{3}{4}$  can be accurately measured using a  $\frac{1}{12}$  unit of length. On the other hand, a length of  $2 + \sqrt{2}$  cannot be measured with any rational unit of length. Decimal units—tenths, hundredths, thousandths, etc.—cannot be used to measure an irrational length exactly. Consequently, there is no exact decimal representation for irrational lengths. We can only approximate irrational lengths with a finite decimal number. Thinking about rational and irrational numbers from a geometric perspective will give students a sense of what it means to add, subtract and multiply when one addend or factor is rational and the other is irrational. This discussion is then extended to consider what happens when the numbers to be added or multiplied are imaginary or complex numbers.

#### **Core Standards Focus:**

**N.RN.3** Explain why the sum or product of two rational numbers is rational; that the sum of a rational number and an irrational number is irrational; and that the product of a nonzero rational number and an irrational number is irrational.

**Note for Mathematics II:** *Connect N.RN.3 to physical situations, e.g., finding the perimeter of a square of area 2.*



**N.CN.1** Know there is a complex number  $i$  such that  $i^2 = -1$ , and every complex number has the form  $a + bi$  with  $a$  and  $b$  real.

**N.CN.2** Use the relation  $i^2 = -1$  and the commutative, associative, and distributive properties to add, subtract, and multiply complex numbers.

**Note for Mathematics II:** *Limit to multiplications that involve  $i^2$  as the highest power of  $i$ .*

**N.CN.7** Solve quadratic equations with real coefficients that have complex solutions.

**N.CN.8** Extend polynomial identities to the complex numbers.

**N.CN.9** Know the Fundamental Theorem of Algebra; show that it is true for quadratic polynomials.

### **The Teaching Cycle:**

#### **Launch (Whole Class):**

Part 1 of this task, locating the solutions of quadratic functions whose solutions are rational or irrational numbers, serves as the launch for part 2 of this task. Work through each of the five problems in part 1 together. Give students a few minutes to work on each question, then have students who have correct solutions present, and finally discuss the key ideas of each question before moving onto the next. Clarify any algebraic work that seemed difficult or problematic for students. Help students become fluent in the arithmetic work represented by these problems, particularly the distributive property when factors have been decomposed into multiple terms.

The key idea of question 1 is that rational solutions of quadratic equations can be plotted on a number line by identifying an appropriate fractional unit, in this case  $\frac{1}{2}$  units. Ask students if a single fractional unit will always work for plotting both of the solutions to a particular quadratic equation. That is, could one of the solutions be a multiple of one fractional unit, such as  $\frac{1}{2}$ , and the other root be a multiple of a different fractional unit, such as  $\frac{1}{3}$ ? This question is intended to get students thinking about how the fractional unit is related to the quadratic formula, and it need not be resolved at this time.

The key idea of question 2 is that irrational solutions of quadratic equations can also be plotted on a number line. It is anticipated that students will use a decimal approximation to plot the solutions to

this quadratic. Pose the question, “Is there an exact location on the number line where these two solutions  $2 + \sqrt{2}$  and  $2 - \sqrt{2}$  should be plotted?” Pose the additional question, “Do you think there is a small unit fraction that could be used to divide up the number line in problem 2 so that we could plot these solutions exactly, like we did for problem 1?” Students may initially believe this might be possible, perhaps by using a very small unit fraction like  $\frac{1}{100}$  or  $\frac{1}{1000}$ , but an examination of a decimal approximation of  $\sqrt{2}$  would suggest we would have to go out to several decimal places to find such a unit. The ancient Greeks, prior to Hippiasus and Zeno, believed that all lengths were discrete and composed of a finite number of units of a given size. Hippiasus proved that there was no common unit of measure for the right triangle given in question 2 using a proof by contradiction: If one assumes there is a common unit of measure for both the hypotenuse and the legs of the right triangle, then it can be shown that a leg must contain both an even and an odd number of those units; this contradiction implies that the assumption that there is such a unit is false. The details of such a proof could be found here [http://en.wikipedia.org/wiki/Irrational\\_number](http://en.wikipedia.org/wiki/Irrational_number) at the time of this writing. You may choose to share the details of such a proof with your students, or just share a description of the work and the results, as we have done here.

Have students work on questions 3-5 before stopping to discuss their work. The goal of this discussion is to point out that the sum of the lengths of the sides (i.e., the perimeter) of the right triangle in question 3 has to be written as a sum of two terms—a rational term and an irrational term—since these two terms are “incommensurable magnitudes.” However, this single irrational number can be plotted on the number line given the strategy outlined and illustrated by the diagram in problem 4. Conclude this launch activity by discussing Big Idea #1.

**Launch (Whole Class): [part 2: Imaginary and complex numbers]**

Introduce Euler’s notation for representing  $\sqrt{-1}$  with  $i$ , and then discuss question 6 and the example that precedes question 7. Assign students to work on the rest of the task.

**Explore (Small Group): [part 2: Imaginary and complex numbers]**

Monitor students’ work on simplifying sums and products of complex numbers and identify any algebraic work that needs to be discussed as a whole class.

**Discuss (Whole Class): [part 2: Imaginary and complex numbers]**

Clarify any algebraic work that seemed difficult or problematic for students. Discuss how one can tell if the roots of a quadratic function are complex from a graph. Have students share how they found the complex roots for the quadratic whose graph is shown in question 12. One strategy would be to write the vertex form of the quadratic function and set it equal to 0 and then solve the resulting quadratic equation, either by isolating the squared-binomial and taking the square root of both sides of the equation, or by expanding out the binomial to get standard form and then using the quadratic function. Do the same for the quadratic function described in question 13. Ask students to point out the similarities in the results obtained for the solutions to both of these related quadratics.

Revisit the discussion about the Fundamental Theorem of Algebra from the previous task, and point out that a quadratic function has two roots when real, complex and multiple roots are considered.

**Aligned Ready, Set, Go: Solving Quadratic & Other Equations 3.9**

READY, SET, GO!

Name \_\_\_\_\_

Period \_\_\_\_\_

Date \_\_\_\_\_

**READY**

Topic: Classifying numbers according to set.

**Classify each of the numbers represented below according to the sets to which they belong. If a number fits in more than one set then list all that apply.**

(Whole numbers “W”, Integers “Z”, Rational “Q”, Irrational “Q̄”, Real “R”, Complex “C”)

1.  $\pi$

2.  $-13$

3.  $\sqrt{-16}$

4.  $0$

5.  $\sqrt{75}$

6.  $\frac{9}{3}$

7.  $\sqrt{\frac{4}{9}}$

8.  $5 + \sqrt{2}$

9.  $\sqrt{-40}$

**SET**

Topic: Simplifying radicals, imaginary numbers

**Simplify each radical expression below.**

10.  $3 + \sqrt{2} - 7 + 3\sqrt{2}$

11.  $\sqrt{5} - 9 + 8\sqrt{5} + 11 - \sqrt{5}$

12.  $\sqrt{12} + \sqrt{48}$

13.  $\sqrt{8} - \sqrt{18} + \sqrt{32}$

14.  $11\sqrt{7} - 5\sqrt{7}$

15.  $7\sqrt{7} + 5\sqrt{3} - 3\sqrt{7} + \sqrt{3}$

**Simplify. Express as a complex number using “i” if necessary.**

16.  $\sqrt{-2} \cdot \sqrt{-2}$

17.  $7 + \sqrt{-25}$

18.  $(4i)^2$

19.  $i^2 \cdot i^3 \cdot i^4$

20.  $(\sqrt{-4})^3$

21.  $(2i)(5i)^2$

Need help? Visit [www.rsgsupport.org](http://www.rsgsupport.org)

Mathematics Vision Project

Licensed under the Creative Commons Attribution CC BY 4.0

[mathematicsvisionproject.org](http://mathematicsvisionproject.org)

**Solve each quadratic equation over the set of complex numbers.**

22.  $x^2 + 100 = 0$

23.  $t^2 + 24 = 0$

24.  $x^2 - 6x + 13 = 0$

25.  $r^2 - 2r + 5 = 0$

**GO**

Topic: Solve Quadratic Equations

**Use the discriminant to determine the nature of the roots to the quadratic equation.**

26.  $x^2 - 5x + 7 = 0$

27.  $x^2 - 5x + 6 = 0$

28.  $2x^2 - 5x + 5 = 0$

29.  $x^2 + 7x + 2 = 0$

30.  $2x^2 + 7x + 6 = 0$

31.  $2x^2 + 7x + 7 = 0$

32.  $2x^2 - 7x + 6 = 0$

33.  $2x^2 + 7x - 6 = 0$

34.  $x^2 + 6x + 9 = 0$

**Solve the quadratic equations below using an appropriate method.**

35.  $m^2 + 15m + 56 = 0$

36.  $5x^2 - 3x + 7 = 0$

37.  $x^2 - 10x + 21 = 0$

38.  $6x^2 + 7x - 5 = 0$

**Need help? Visit [www.rsgsupport.org](http://www.rsgsupport.org)**


Mathematics Vision Project

Licensed under the Creative Commons Attribution CC BY 4.0

[mathematicsvisionproject.org](http://mathematicsvisionproject.org)

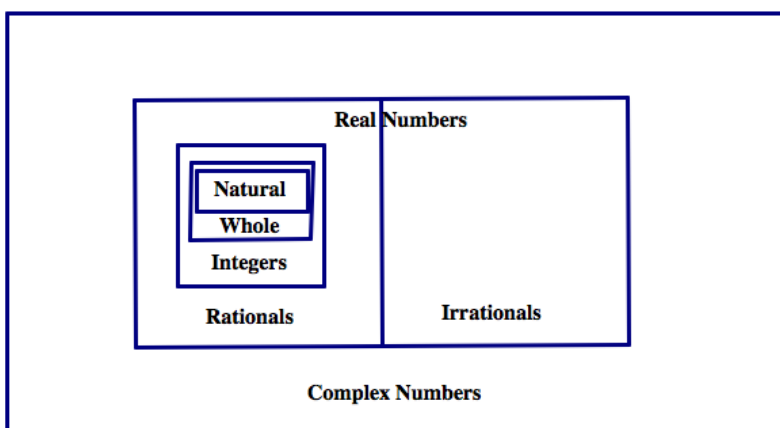
## 3.10 iNumbers

### *A Practice Understanding Task*



CC BY Bill Smith  
<https://www.flickr.com/photos/byzantiumboo>  
ks/26388691554

In order to find solutions to all quadratic equations, we have had to extend the number system to include complex numbers.



Do the following for each of the problems below:

- Choose the best word to complete each conjecture.
- After you have made a conjecture, create at least three examples to show why your conjecture is true.
- If you find a counter-example, change your conjecture to fit your work.

Conjecture #1: The sum of two integers is [always, sometimes, never] an integer.

Conjecture #2: The sum of two rational numbers is [always, sometimes, never] a rational number.

Conjecture #3: The sum of two irrational numbers is [always, sometimes, never] an irrational number.

Conjecture #4: The sum of two real numbers is [always, sometimes, never] a real number.

Conjecture #5: The sum of two complex numbers is [always, sometimes, never] a complex number.

Conjecture #6: The product of two integers is [always, sometimes, never] an integer.

Conjecture #7: The quotient of two integers is [always, sometimes, never] an integer.

Conjecture #8: The product of two rational numbers is [always, sometimes, never] a rational number.

Conjecture #9: The quotient of two rational numbers is [always, sometimes, never] a rational number.

Conjecture #10: The product of two irrational numbers is [always, sometimes, never] an irrational number.

Conjecture #11: The product of two real numbers is [always, sometimes, never] a real number.

Conjecture #12: The product of two complex numbers is [always, sometimes, never] a complex number.

13. The ratio of the circumference of a circle to its diameter is given by the irrational number  $\pi$ . Can the diameter of a circle and the circumference of the same circle both be rational numbers? Explain why or why not.



### **The Arithmetic of Polynomials**

In the task *To Be Determined* . . . we defined polynomials to be expressions of the following form:

$$a_0x^n + a_1x^{n-1} + a_2x^{n-2} + \cdots a_{n-3}x^3 + a_{n-2}x^2 + a_{n-1}x + a_n$$

where all of the exponents are positive integers and all of the coefficients  $a_0 \dots a_n$  are constants.

Do the following for each of the problems below:

- Choose the best word to complete each conjecture.
- After you have made a conjecture, create at least three examples to show why your conjecture is true.
- If you find a counter-example, change your conjecture to fit your work.

Conjecture #P1: The sum of two polynomials is [always, sometimes, never] a polynomial.

Conjecture #P2: The difference of two polynomials is [always, sometimes, never] a polynomial.

Conjecture #P3: The product of two polynomials is [always, sometimes, never] a polynomial.

## 3.10 iNumbers – Teacher Notes

### *A Practice Understanding Task*

**Purpose:** The purpose of this task is to practice working with the arithmetic of irrational and complex numbers and to make conjectures as to which of the sets of integers, rational numbers, irrational numbers, real numbers or complex numbers are closed under the operations of addition, subtraction and multiplication; that is, the sum or product of any two numbers from the set always produces another number in that set. Students also experiment with the closure of the set of polynomial functions under the operations of addition, subtraction and multiplication. From this perspective, the set of integers behave in the same way as the set of polynomials. Once polynomial division has been introduced in Mathematics III, it can be shown that neither set is closed under the operation of division—dividing two integers results in a rational number and dividing two polynomials results in a rational function.

#### **Core Standards Focus:**

**N.RN.3** Explain why the sum or product of two rational numbers is rational; that the sum of a rational number and an irrational number is irrational; and that the product of a nonzero rational number and an irrational number is irrational.

**Note for Mathematics II:** *Connect N.RN.3 to physical situations, e.g., finding the perimeter of a square of area 2.*

**N.CN.1** Know there is a complex number  $i$  such that  $i^2 = -1$ , and every complex number has the form  $a + bi$  with  $a$  and  $b$  real.

**N.CN.2** Use the relation  $i^2 = -1$  and the commutative, associative, and distributive properties to add, subtract, and multiply complex numbers.

**Note for Mathematics II:** *Limit to multiplications that involve  $i^2$  as the highest power of  $i$ .*

**A.APR.1** Understand that polynomials form a system analogous to the integers, namely, they are closed under the operations of addition, subtraction, and multiplication; add, subtract, and multiply polynomials.

**Note for Mathematics II:** *Focus on polynomial expressions that simplify to forms that are linear or quadratic in a positive integer power of  $x$ .*

**The Teaching Cycle:**

**Launch (Whole Class):**

Examine the Venn diagram of the complex number system given at the beginning of the task. Ask students to suggest a quadratic equation that would not have a solution if we limited the set of acceptable solutions to only natural numbers (for example,  $x^2 + 3x = 0$  would not be solvable). What if we limited the set of acceptable solutions to only integers? (Then  $(2x + 1)(3x - 2) = 0$  would not be solvable.) What if we limited the set of acceptable solutions to rational numbers? Real numbers? Point out to students that we have expanded our number system to allow us to solve a greater variety of equations.

Let students know that their work today is to make conjectures about operations within these sets of numbers. Can we always do arithmetic within in a set of numbers without having to go outside the set to get an answer? Mathematicians refer to this property of a set of numbers as *closure*.

**Explore (Small Group):**

As students explore the conjectures, make sure they are trying out a range of possibilities, and trying to search for counter-examples to the “always” conjectures. Remind students of the work of the previous task as they consider operations with irrational and complex numbers. Observe how students’ work with the arithmetic of complex numbers, since this class of numbers will still be relatively new to them. Do they draw upon their previous knowledge of adding like terms, subtracting by adding the opposite, and distributing binomial factors that represent complex numbers using the same strategies they would use for algebraic expressions?

Also, monitor students while they are working with the arithmetic of polynomials: Are they writing only polynomial expressions in their examples? How do they add two polynomial expressions? Do they add like terms only? How do they multiply polynomial expressions that contain multiple terms? Do they correctly use the distributive property? How do they multiply variables raised to powers?

**Discuss (Whole Class):**

As needed, share conjectures and supporting evidence with the whole class. Press students to justify their conjectures with more than just their examples. For example, students might conclude that the product of two rational numbers is another rational number (i.e., a ratio of two integers), since both the numerator and denominator are obtained by multiplying two integers together, and will therefore yield another ratio of integers. Or they might refer to the meaning of the operation of multiplying fractions by saying something like, “I know that  $\frac{1}{2} \times \frac{3}{4}$  means that we need to find  $\frac{1}{2}$  of a portion that is  $\frac{3}{4}$  of a whole. This would describe a portion of the whole of size  $\frac{3}{8}$ , another rational number.” While this description uses specific numbers, it can be generalized: A portion of a portion of a whole would be another portion of the whole, which would be represented by some rational number.

If some students used arguments based on the number line, have them share their work. For example, using a diagram similar to the one shown in task 3.9, students could represent adding irrational numbers as combining lengths of line segments on a number line. Since the sum of the lengths of any two real numbers can be found on the number line, the sum would also be a real number.

Discuss the question about the definition of  $\pi = \frac{C}{d}$ . Since  $\pi$  is an irrational number, this ratio implies that the circumference and diameter of a circle cannot both be rational numbers. Including  $\pi$  in the discussion of irrational numbers allows you to point out that there is more to the set of irrational numbers than just radicals.

Also discuss the algebraic work with polynomial expressions to resolve any misconceptions you may have observed during this work.

**Aligned Ready, Set, Go: Solving Quadratic & Other Equations 3.10**

READY, SET, GO!

Name

Period

Date

### READY

Topic: Attributes of quadratics and other functions

1. Summarize what you have learned about quadratic functions to this point. In addition to your written explanation provide graphs, tables and examples to illustrate what you know.

2. In prior work you have learned a great deal about both linear and exponential functions. Compare and contrast linear and exponential functions with quadratic functions. What similarities if any are there and what differences are there between linear, exponential and quadratic functions?

Need help? Visit [www.rsgsupport.org](http://www.rsgsupport.org)

**SET**

**Topic:** Operations on different types of numbers

3. The Natural numbers,  $\mathbb{N}$ , are the numbers that come naturally or the counting numbers. As any child first learns numbers, they learn 1, 2, 3, ... What operations on the Natural numbers would cause the need for other types of numbers? What operation on Natural numbers create a need for Integers or Rational numbers and so forth. (Give examples and explain.)

---

**In each of the problems below use the given items to determine whether or not it is possible *always, sometimes or never* to create a new element\* that is in the desired set.**

4. Using the operation of addition and elements from the Integers,  $\mathbb{Z}$ , [always, sometimes, never] an element of the Irrational numbers,  $\overline{\mathbb{Q}}$ , will be created. Explain.

5. Consider the equation  $a - b = c$ , where  $a \in \mathbb{N}$  and  $b \in \mathbb{N}$ ,  $c$  will be an Integer,  $\mathbb{Z}$  [always, sometimes, never]. Explain.

6. Consider the equation  $a \div b = c$ , where  $a \in \mathbb{Z}$  and  $b \in \mathbb{Z}$ , then is  $c \in \mathbb{Z}$  [sometimes, always, never]. Explain.

*\*The numbers in any given set of numbers may be referred to as elements of the set. For example, the Rational number set,  $\mathbb{Q}$ , contains elements or numbers that can be written in the form  $\frac{a}{b}$ , where  $a$  and  $b$  are integer values ( $b \neq 0$ ).*

**Need help?** Visit [www.rsgsupport.org](http://www.rsgsupport.org)

7. Using the operation of subtraction and elements from the Irrationals,  $\overline{\mathbb{Q}}$ , an element of the Irrational numbers,  $\overline{\mathbb{Q}}$ , will be created [always, sometimes, never]. Explain.

8. If two Complex numbers,  $\mathbb{C}$ , are subtracted the result will [always, sometimes, never] be a Complex number,  $\mathbb{C}$ . Explain.

### GO

Topic: Solving all types of Quadratic Equations, Simplifying Radicals

**Make a prediction as to the nature of the solutions for each quadratic (Real, Complex, Integer, etc.) then solve each of the quadratic equations below using an appropriate and efficient method. Give the solutions and compare to your prediction.**

9.  $-5x^2 + 3x + 2 = 0$

Prediction:

Solutions:

10.  $x^2 + 3x + 2 = 0$

Prediction:

Solutions:

11.  $x^2 + 3x - 12 = 0$

Prediction:

Solutions:

12.  $4x^2 - 19x - 5 = 0$

Prediction:

Solutions:

Need help? Visit [www.rsgsupport.org](http://www.rsgsupport.org)

**Simplify each of the radical expressions. Use rational exponents if desired.**

13.  $\sqrt[4]{81x^8y^{12}}$

14.  $\sqrt{\frac{a^7b^{10}}{a^3}}$

15.  $\sqrt[5]{625x^{12}}$

16.  $(\sqrt{n})^5$

17.  $\sqrt[3]{-27}$

18.  $(\sqrt{8})(\sqrt{3^2})(2)$

**Fill in the table so each expression is written in radical form and with rational exponents.**

	Radical Form	Exponential Form
19.	$\sqrt[4]{8^3}$	
20.		$256^{\frac{3}{4}}$
21.	$\sqrt[4]{2^7 \cdot 4^5}$	
22.		$16^{\frac{3}{2}} \cdot 4^{\frac{1}{2}}$
23.	$\sqrt[10]{x^{23}y^{31}}$	
24.	$\sqrt[5]{64a^9b^{18}}$	


**Need help? Visit [www.rsgsupport.org](http://www.rsgsupport.org)**



## 3.11 Quadratic Quandaries

### *A Develop & Solidify*

### *Understanding Task*



CC BY steve p2008  
<https://flic.kr/p/5ZRXLy>

In the task *Curbside Rivalry* Carlos and Clarita were trying to decide how much they should charge for a driveway mascot. Here are the important details of what they had to consider.

- *Surveys show the twins can sell 100 driveway mascots at a cost of \$20, and they will sell 10 fewer mascots for each additional \$5 they charge.*
- *The twins estimate that the cost of supplies will be \$250 and they would like to make \$2000 in profit from selling driveway mascots. Therefore, they will need to collect \$2250 in revenue.*

This information led Carlos and Clarita to write and solve the quadratic equation

$$(100 - 10x)(20 + 5x) = 2250.$$

1. Either review your work from *Curbside Rivalry* or solve this quadratic equation for  $x$  again.
2. What do your solutions for  $x$  mean in terms of the story context?
3. How would your solution change if this had been the question Carlos and Clarita had asked: “How much should we charge if we want to collect at least \$2250 in revenue?”

4. What about this question: “How much should we charge if we want to maximize our revenue?”

As you probably observed, the situation represented in question 3 didn’t have a single solution, since there are many different prices the twins can charge to collect more than \$2250 in revenue. Sometimes our questions lead to quadratic inequalities rather than quadratic equations.

Here is another quadratic inequality based on your work on *Curbside Rivalry*.

5. Carlos and Clarita want to design a logo that requires less than  $48 \text{ in}^2$  of paint, and fits inside a rectangle that is 8 inches longer than it is wide. What are the possible dimensions of the rectangular logo?

Again question 5 has multiple answers, and those answers are restricted by the context. Let’s examine the inequality you wrote for question 5, but not restricted by the context.

6. What are the solutions to the inequality  $x(x + 8) < 48$ ?
7. How might you support your answer to question 6 with a graph or a table?

Here are some more quadratic inequalities without contexts. Show how you might use a graph, along with algebra, to solve each of them.

8.  $x^2 + 3x - 10 \geq 0$

9.  $2x^2 - 5x < 12$

10.  $x^2 - 4 \leq 4x + 1$

Carlos and Clarita both used algebra and a graph to solve question 10, but they both did so in different ways. Illustrate each of their methods with a graph and with algebra.

11. Carlos: “I rewrote the inequality to get 0 on one side and a factored form on the other. I found the zeroes for each of my factors. To decide what values of  $x$  made sense in the inequality I also sketched a graph of the quadratic function that was related to the quadratic expression in my inequality. I shaded solutions for  $x$  based on the information from my graph.”
12. Clarita: “I graphed a linear function and a quadratic function related to the linear and quadratic expressions in the inequality. From the graph I could estimate the points of intersection, but to be more exact I solved the quadratic equation  $x^2 - 4 = 4x + 1$  by writing an equivalent equation that had 0 on one side. Once I knew the  $x$ -values for the points of intersection in the graph, I could shade solutions for  $x$  that made the inequality true.”

## 3.11 Quadratic Quandaries – Teacher Notes

### *A Develop and Solidify Understanding Task*

**Purpose:** The purpose of this task is to develop a strategy for solving quadratic inequalities and extend this strategy to higher-degree polynomials when the factors are known. The context of the task gives students an opportunity to engage in mathematical modeling: students will use mathematical models, in this case quadratic and cubic inequalities, to model various contextualized situations. The solutions to the inequalities then have to be interpreted in terms of what they mean in the situations. That is, the solutions for  $x$  in the inequalities are not the answers to the questions being asked in the situations—rather they provide information from which those questions can be answered. Students will have to keep track of the meaning of the variables as they work through these problems.

#### Core Standards Focus:

**A.CED.1** Create equations and inequalities in one variable and use them to solve problems. Include equations arising from linear and quadratic functions, and simple rational and exponential functions.

#### Note for Mathematics II A.CED.1

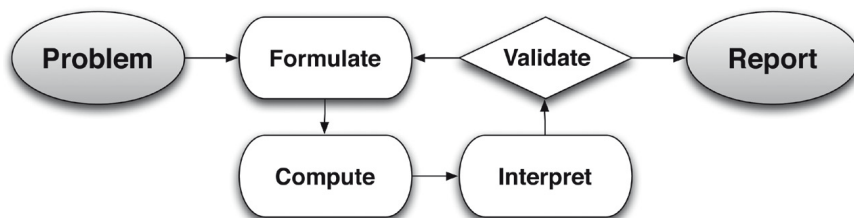
*Extend work on linear and exponential equations in Mathematics I to quadratic equations.*

**Utah Secondary II Honors Standard:** Solve polynomial and rational inequalities in one variable.

**A.SSE.1** Interpret expressions that represent a quantity in terms of its context. ★

- Interpret parts of an expression, such as terms, factors, and coefficients.
- Interpret complicated expressions by viewing one or more of their parts as a single entity.

#### Related Standards: High School Modeling Standard



**The Teaching Cycle:****Launch (Whole Class):**

Use question 1 to remind students of the *Curbside Rivalry* context and the work they did to solve the quadratic equation  $(100 - 10x)(20 + 5x) = 2250$  by first multiplying out the binomials, subtracting to get 0 on one side of the equation and then factoring the resulting quadratic into new factors whose product equals 0. Remind them that this meant the solutions to the equation would result when either factor equaled 0. Once this strategy for solving quadratics is firmly in place, set students to work on the task questions, which will involve solving quadratic and cubic inequalities.

**Explore (Small Group):**

For question 2, make sure students understand that  $x$  represents the number of \$5 increments in the price, and therefore, once we have solved for  $x$  we have to substitute the solutions back into the expression for price to determine the amount we should charge if we want to collect \$2250 in revenue. On question 3 students should note that there is an interval of prices for which the revenue is greater than \$2250. Again,  $x$  will not give us the prices, but will help us to find the prices we should charge. Make sure students are making sense of how to use the algebraic model to answer questions from the context. Question 4 cannot be answered by solving an equation or inequality. Rather, it requires changing the form of the quadratic to vertex form so the maximum value can be identified.

The table and graph requested in question 6 should lend support to how to interpret the algebraic inequality written in question 5. Listen for students who are beginning to articulate a strategy for solving quadratic inequalities:

Get 0 on one side of the inequality and factor the quadratic expression on the other side.  
Find the zeroes of the factors. Determine the sign of the values of the quadratic expression between the zeroes by either testing specific points or referring to the graph. Select the intervals that yield the appropriate signs for the values—positive values for expressions that are greater than 0 or negative values for expressions that are less than 0.

Questions 5 and 6 are a good place to start the modeling conversation. Make sure the students understand what the factors represent in the inequality  $x(x + 8) \leq 48$  relative to the story context. While this inequality represents the story perfectly, it is not easy to solve the inequality while written in this form. The preferred form for solving the inequality algebraically,  $x^2 + 8x - 48 \leq 0$ , obscures the context, but allows us to work algebraically towards a solution. The solution obtained algebraically,  $-12 \leq x \leq 4$ , solves the inequality, but does not answer the question asked by the scenario, since in the scenario  $x$  represents a length, and therefore, cannot be negative. So the solution to the question asked by the story context is  $0 \leq x \leq 4$ . Make sure that students understand that the work of this task requires both the algebraic work of solving polynomial inequalities, as well as the work of interpreting those solutions within the context for which the inequality was written.

Questions 8-10 give students opportunities to solidify their strategy for solving polynomial inequalities. Watch for alternative strategies in addition to the one described above. You might want to discuss the strategies that have emerged during student work on questions 2-10 before assigning the remaining portion of the task.

Questions 11 and 12 illustrate two alternative strategies for solving quadratic inequalities.

**Discuss (Whole Class):**

The whole class discussion should focus on student strategies for solving the quadratic inequalities in questions 8-10, and which strategy they used for the cubic inequality in question 13. Once all issues with the methods for solving polynomial inequalities have been resolved, turn the discussion to the modeling issues. Make sure that students have interpreted their solutions to the inequalities to get appropriate answers for the story contexts in questions 5 and 14.

**Aligned Ready, Set, Go: Solving Quadratic & Other Equations 3.11**

READY, SET, GO!

Name \_\_\_\_\_

Period \_\_\_\_\_

Date \_\_\_\_\_

### READY

Topic: Factoring Polynomials

**Factor each of the polynomials completely.**

- |    |                 |    |                  |    |                  |
|----|-----------------|----|------------------|----|------------------|
| 1. | $x^2 + x - 12$  | 2. | $x^2 - 2x - 8$   | 3. | $x^2 + 5x - 14$  |
| 4. | $x^2 - x - 6$   | 5. | $x^2 + 6x + 9$   | 6. | $x^2 - 7x + 10$  |
| 7. | $2x^2 - 9x - 5$ | 8. | $3x^2 - 3x - 18$ | 9. | $2x^2 + 8x - 42$ |

10. How is the factored form of a quadratic helpful when graphing the parabola?

### SET

**Topic:** Solving Quadratic Inequalities

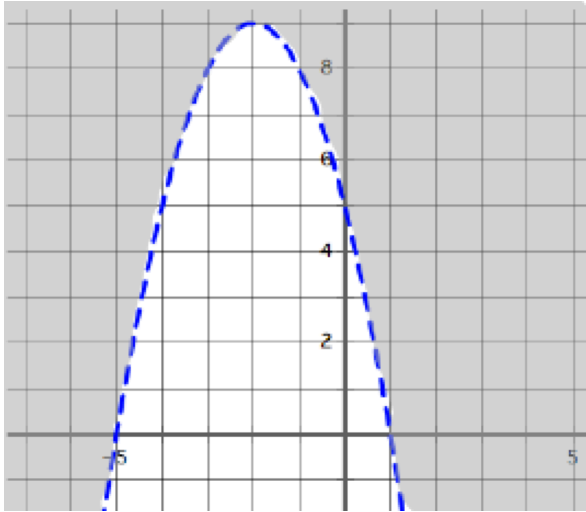
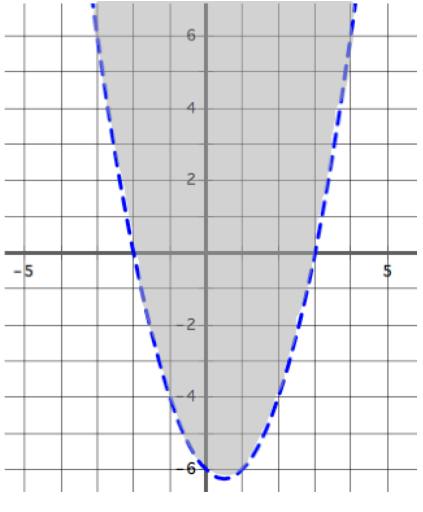
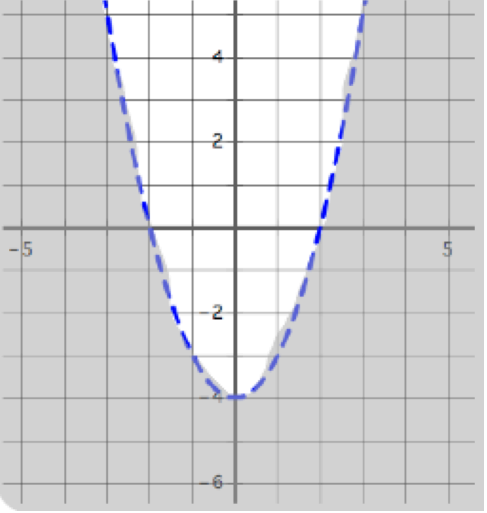
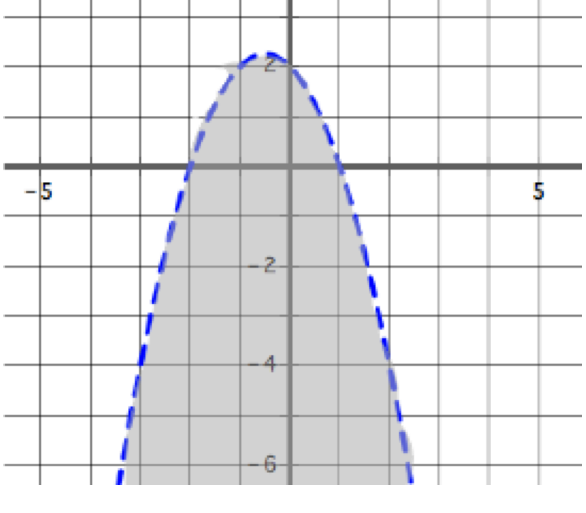
Solve each of the quadratic inequalities.

- |     |                        |     |                       |     |                        |
|-----|------------------------|-----|-----------------------|-----|------------------------|
| 11. | $x^2 + x - 12 > 0$     | 12. | $x^2 - 2x - 8 \leq 0$ | 13. | $x^2 + 5x - 14 \geq 0$ |
| 14. | $2x^2 - 9x - 5 \geq 0$ | 15. | $3x^2 - 3x - 18 < 0$  | 16. | $x^2 + 4x - 21 < 0$    |
| 17. | $x^2 - 4x \leq 0$      | 18. | $x^2 \leq 25$         | 19. | $x^2 - 4x \leq 5$      |

**Need help?** Visit [www.rsgsupport.org](http://www.rsgsupport.org)



Match each graph with its inequality.

<p>a.</p> 	<p>b.</p> 
<p>c.</p> 	<p>d.</p> 
<p>20. <math>y &gt; x^2 - x - 6</math></p>	<p>21. <math>y &lt; x^2 - 4</math></p>
<p>22. <math>y &lt; (x + 2)(1 - x)</math></p>	<p>23. <math>y &gt; 5 - 4x - x^2</math></p>

Need help? Visit [www.rsgsupport.org](http://www.rsgsupport.org)

**GO**

Topic: Vertex form of quadratic equations

**Write each quadratic function below in vertex form.**

24.

$$f(x) = x^2 + 6x + 5$$

25.

$$f(x) = (x + 3)(x - 5)$$

26.

$$f(x) = (x - 2)(x + 6)$$

27.

$$f(x) = x^2 - 12x + 20$$

28.

$$f(x) = 2x^2 + 16x + 8$$

29.

$$f(x) = x^2 - 2x - 8$$

**Need help?** Visit [www.rsgsupport.org](http://www.rsgsupport.org)