




**East Side: Welcome to Canvas!**

Canvas is a learning management system (LMS) that is revolutionizing the way we educate. It is designed to make teaching and learning easier by connecting all the digital tools and resources teachers use into one simple place. Canvas is used by top universities and colleges all over the world and now by the incredible students and teachers at Corbett Prep!


Middle School and 5<sup>th</sup> grade have been busy learning and using Canvas since the start of the school year and as of this week, we're excited to announce, it's time to open access for all parents on the East side.

Parents of students in PreK3 – 5<sup>th</sup> grade will use the login information and directions on the back of this page. How we use Canvas across the school differs based on the grade level. Therefore, we need to make an important distinction:

- Parents of students in **PreK3 – 5th** Grade will use the Canvas **Student** App
- Parents of students in **6th – 8th** Grade will use the Canvas **Parent** App



**Canvas Student**  
**PreK3 – 5<sup>th</sup> Grade**



**Canvas Parent**  
**6<sup>th</sup> - 8<sup>th</sup> Grade**

Both apps are available on Apple or Android platforms.

**PreK3 – 5<sup>th</sup> Grade parents** will log into Canvas either through the Student app or through the website to access: Class pictures, weekly newsletters, technology resources, class syllabi, class and school calendars to stay up to date with important events (hint: you can subscribe to these using whatever calendar you currently use), current units of learning, and much, much more.

**6<sup>th</sup> - 8<sup>th</sup> Grade parents** will continue to use the Canvas Parent app to view their student's assignments, due dates, announcements, grades, and get grade alerts.

To install and log into Canvas, please follow the instructions on the back of this page.

For questions or help, please contact the front office.

**Student Name:**

**Grade:**

**Student Email Address:**

**Student Password:**

**Parent Canvas Training Dates**

**Tuesday, Jan 16<sup>th</sup> 8:05am**  
(Grand Room)


**Friday, Jan 19<sup>th</sup> 8:05am**  
(West Side Tech Lab)

**Friday, Jan 19<sup>th</sup> 3:30pm**  
(West Side Tech Lab)

**More learning opportunities to  
come**

## How to Install the Canvas Student App

1. On your mobile device, open the App Store (click images below for quick access).



2. Search for "Canvas Student" (Canvas Parent should be used by 6<sup>th</sup>-8<sup>th</sup> grade parents)
3. Select Canvas by Instructure, and download and install it.

You can find more specific instructions at these links:

- [How do I download the Canvas app on my Android device?](#)
- [How do I download the Canvas app on my iOS device?](#)

## How to Log in to the Canvas App

The first time you log in, you will need to identify our school and log in with your Corbett Prep user ID and password.

1. Open the Canvas app.
2. Tap Find Your School or District.
3. Type 'Corbett Prep'. When the full name appears in the search list, tap the name.
4. On the next page, type your student's email address (Listed on the front of this page)
5. The next page will ask for your student's password, and tap 'Sign In'.
6. You will then be asked if you want to stay signed in. Check the 'Don't show this again' box and tap 'Yes'.
7. Your Canvas dashboard will open. Here is an example.

## How to Navigate the Canvas Student App

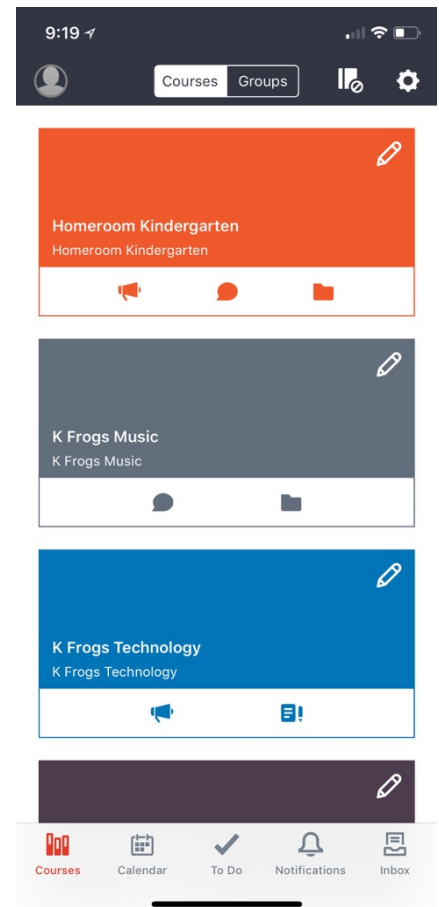
Each student is enrolled in a homeroom class, and a number of specials classes. For example, this student has a Kindergarten homeroom, a Music class, Technology class etc.

Canvas allows each classroom and teacher to have an online space for all kinds of resources.

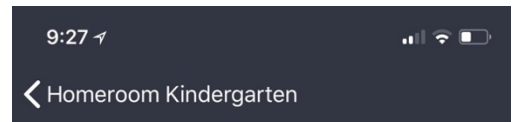
Here we will cover:

- Courses (Your student's classes including specials)
- Calendar
- To Do
- Notifications
- Inbox

For visual learners, **watch a video** of Mr. Johnson explaining all of this by visiting: [tinyurl.com/corbettcanvas](https://tinyurl.com/corbettcanvas)



The **Homeroom course** is where you will find all kinds of information about your student's class including what they are learning, technology resources, newsletters, syllabi, class pictures, and much more.



## Kindergarten "Fun"tastic Frogs



We are the Kindergarten "Fun"tastic Frog TEAM! Your child will be taught by all three of us. Our philosophy of teaming encourages students to realize and appreciate that we are all unique individuals with something special to contribute to our community. To facilitate communication, we request that all emails be directed to all teachers at the following email address: [kfrogs@corbettprep.com](mailto:kfrogs@corbettprep.com).



9:27


📶
📶
🔋

### Calendar

### Calendar

Along the bottom row you will also see 'Calendar'. Canvas keeps you up to date with school wide events as well as class specific dates such as reminders, events, and important things to remember. We encourage you to **subscribe to your Canvas calendar feed** using whatever calendar application you like. (Google, iCal, Outlook) Just follow these steps:

1. Tap 'Courses'
2. Tap the icon at the top left.
3. Tap 'Settings'
4. Tap 'About'
5. Tap 'Subscribe to calendar feed'
6. Tap 'Subscribe'
7. That's it!



1. The 'ToDo' and 'Notifications' functions will be incorporated at a later date.
2. The 'Inbox' can be used to communicate with your student's teachers. Whatever you send will be sent directly to the teacher's Canvas inbox as well as their email account. Of course, you are welcome to simply email or call as you would normally do.

### Enable Push Notifications on your Phone

1. Tap 'Courses'
2. Tap the icon at the top left.
3. Tap 'Settings'
4. Tap 'Allow Notifications in Settings'
5. Configure notifications how you would like to receiver them.

