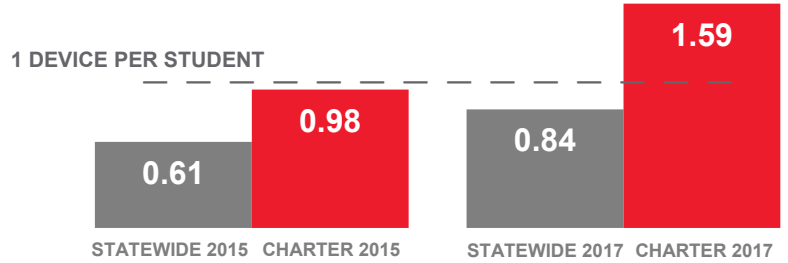


ATHENIAN eACADEMY - DELTA CAMPUS

SCHOOL FACTS

Student Body Size **27**
 Urban or Rural **Rural**
 Free | Reduced Lunch Eligible **24.5%**

COMPUTING DEVICES PER STUDENT



2017

0.67 Access Points Per Classroom

Compared to 0.82 Statewide

2015

0.5 Access Points Per Classroom


Compared to 0.58 Statewide

COMPUTING DEVICES USED IN SCHOOLS


	Student Use	Teacher/ Admin Use	Change in the # of Devices Since 2015
Desktops Windows OS	0	0	0
Laptops Windows OS	0	3	0
Desktops Mac	0	0	0
Laptops Mac	0	0	0
Chromebooks Google	43	0	3
Tablets Windows	0	0	0
Tablets Android	0	0	0
Tablets IOS	0	0	0

AGE OF NETWORKING GEAR IN SCHOOLS

AVERAGE AGE OF WIRED GEAR (%)



AVERAGE AGE OF WIRELESS GEAR (%)



■ Less Than 1 Yr. Old
 ■ 1 Year Old
 ■ 2 Years Old
■ 3 Years Old
 ■ 4+ Years Old
 ■ Unknown

Optimal AP distribution is best determined through proper wireless engineering. The ratio of APs to classrooms will vary according to the characteristics of the equipment and school construction.