

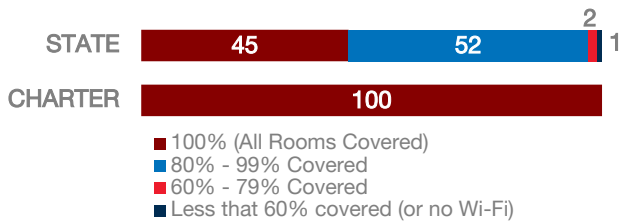
Academy for Math Engineering & Science (AMES)

CHARTER FACTS

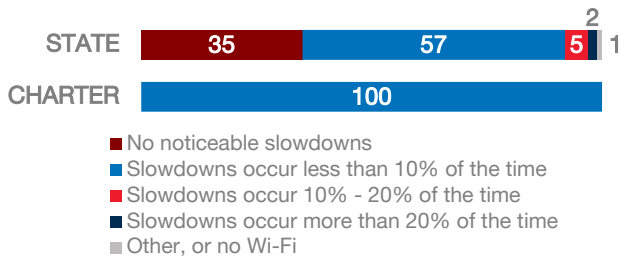
Area Population	N/A
Enrollment	499
Number of Schools	1
Urban or Rural	Urban
Median Household Income	N/A
Poverty Rate	N/A

WI-FI NETWORKS

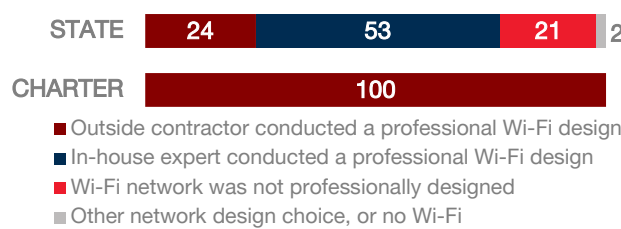
WI-FI COVERAGE REPORTED BY SCHOOLS (%)



SCHOOLS EXPERIENCING DECLINES IN WI-FI SERVICE SPEEDS DURING SCHOOLTIME (%)



HOW SCHOOL WI-FI NETWORKS WERE DESIGNED

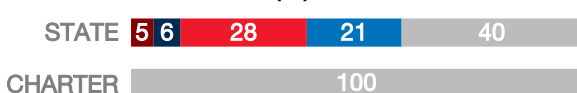


NETWORK GEAR IN SCHOOLS

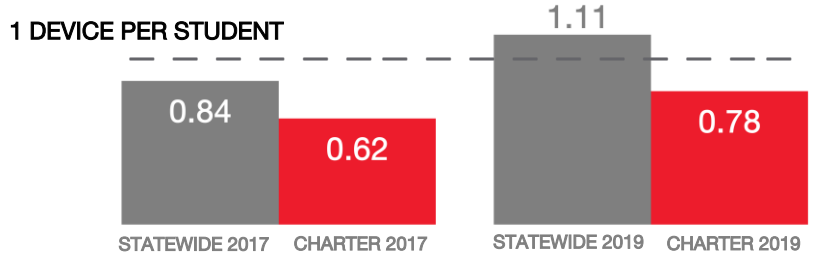
AGE OF WIRELESS GEAR (%)



AGE OF WIRED GEAR (%)



COMPUTING DEVICES PER STUDENT

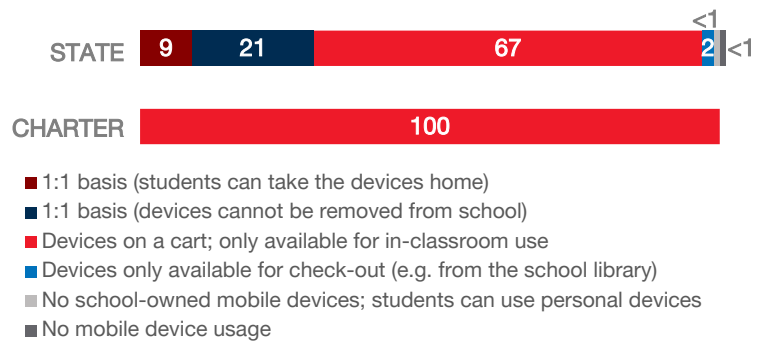


COMPUTING DEVICES USED IN SCHOOLS

Device Type	Student Use	Teacher/Admin Use	Change in the # of Devices Since 2017	Percent Change Since 2017
Desktops Windows OS	101	5	-1	-1%
Laptops Windows OS	175	31	25	14%
Desktops Mac	12	1	4	44%
Laptops Mac	0	1	0	0%
Chromebooks Google	0	0	0	N/A
Tablets Windows	0	0	0	N/A
Tablets Android	0	0	0	N/A
Tablets IOS	100	10	46	72%

MOBILE DEPLOYMENT

WIRELESS DEVICE POLICIES AT SCHOOLS (%)



FULL-TIME EQUIVALENT (FTE) TECHNICAL SUPPORT STAFF IN UTAH SCHOOLS

