

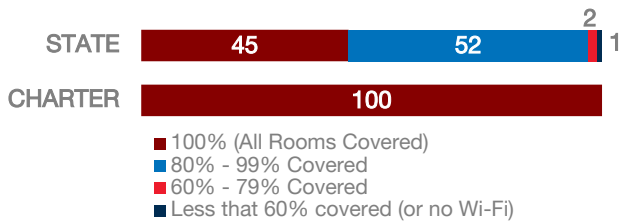
Ascent Academies of Utah

CHARTER FACTS

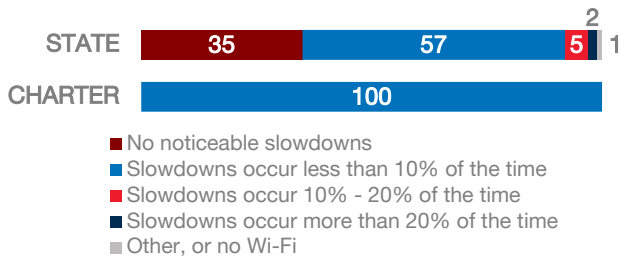
Area Population	N/A
Enrollment	2,349
Number of Schools	4
Urban or Rural	Urban
Median Household Income	N/A
Poverty Rate	N/A

WI-FI NETWORKS

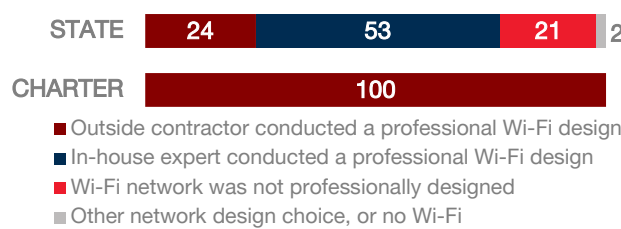
WI-FI COVERAGE REPORTED BY SCHOOLS (%)



SCHOOLS EXPERIENCING DECLINES IN WI-FI SERVICE SPEEDS DURING SCHOOLTIME (%)



HOW SCHOOL WI-FI NETWORKS WERE DESIGNED



NETWORK GEAR IN SCHOOLS

AGE OF WIRELESS GEAR (%)



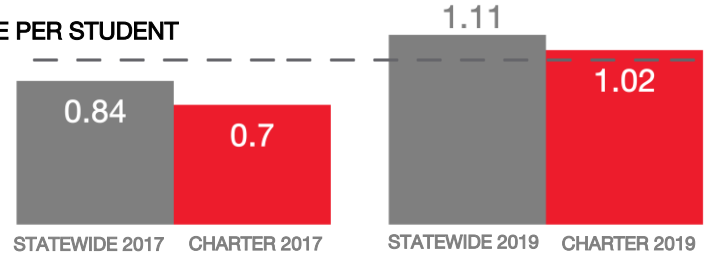
AGE OF WIRED GEAR (%)



■ Less Than 1 Yr. Old ■ 1 Year Old ■ 2 Years Old
 ■ 3 Years Old ■ 4+ Years Old ■ Other, or no Wi-Fi

COMPUTING DEVICES PER STUDENT

1 DEVICE PER STUDENT



COMPUTING DEVICES USED IN SCHOOLS

Device Type	Student Use	Teacher/Admin Use	Change in the # of Devices Since 2017	Percent Change Since 2017
Desktops Windows OS	0	0	0	N/A
Laptops Windows OS	36	2	-55	-59%
Desktops Mac	0	0	0	N/A
Laptops Mac	140	156	80	37%
Chromebooks Google	1,685	15	815	92%
Tablets Windows	0	0	0	N/A
Tablets Android	0	0	0	N/A
Tablets IOS	539	127	228	52%

MOBILE DEPLOYMENT

WIRELESS DEVICE POLICIES AT SCHOOLS (%)



- 1:1 basis (students can take the devices home)
- 1:1 basis (devices cannot be removed from school)
- Devices on a cart; only available for in-classroom use
- Devices only available for check-out (e.g. from the school library)
- No school-owned mobile devices; students can use personal devices
- No mobile device usage

FULL-TIME EQUIVALENT (FTE) TECHNICAL SUPPORT STAFF IN UTAH SCHOOLS

