

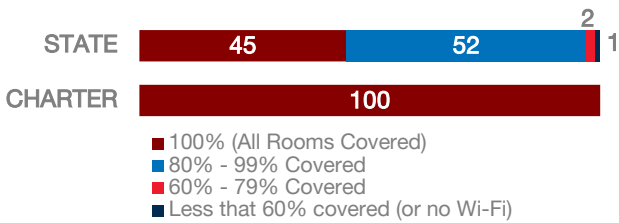
Monticello Academy

CHARTER FACTS

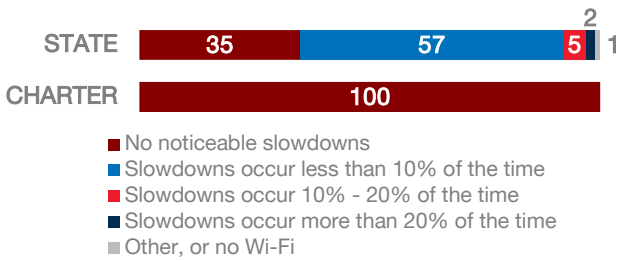
Area Population	N/A
Enrollment	663
Number of Schools	1
Urban or Rural	Urban
Median Household Income	N/A
Poverty Rate	N/A

WI-FI NETWORKS

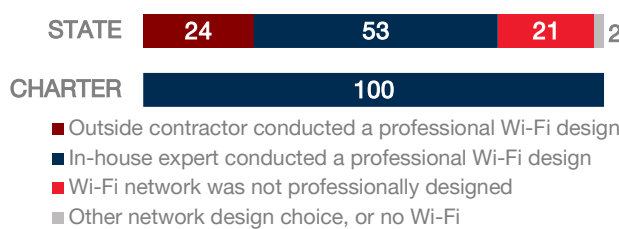
WI-FI COVERAGE REPORTED BY SCHOOLS (%)



SCHOOLS EXPERIENCING DECLINES IN WI-FI SERVICE SPEEDS DURING SCHOOLTIME (%)



HOW SCHOOL WI-FI NETWORKS WERE DESIGNED

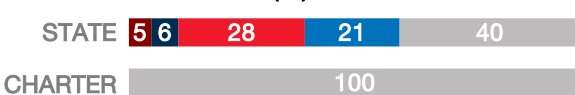


NETWORK GEAR IN SCHOOLS

AGE OF WIRELESS GEAR (%)

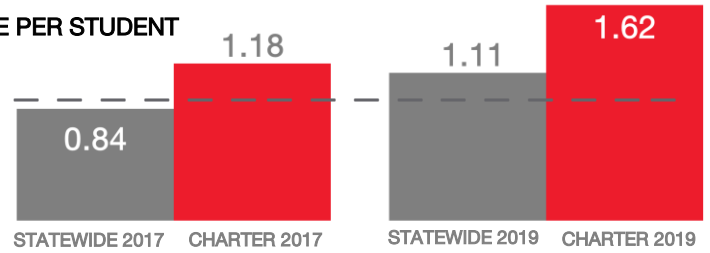


AGE OF WIRED GEAR (%)



COMPUTING DEVICES PER STUDENT

1 DEVICE PER STUDENT

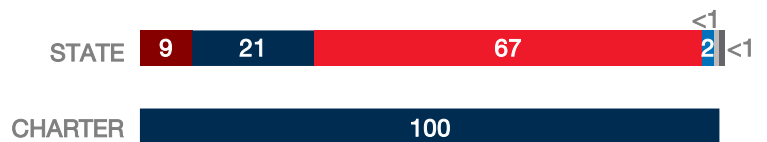


COMPUTING DEVICES USED IN SCHOOLS

Device Type	Student Use	Teacher/Admin Use	Change in the # of Devices Since 2017	Percent Change Since 2017
Desktops Windows OS	78	2	0	0%
Laptops Windows OS	0	45	-15	-25%
Desktops Mac	0	0	0	N/A
Laptops Mac	0	1	0	0%
Chromebooks Google	853	10	233	37%
Tablets Windows	0	0	0	N/A
Tablets Android	0	0	-90	-100%
Tablets IOS	140	10	-5	-3%

MOBILE DEPLOYMENT

WIRELESS DEVICE POLICIES AT SCHOOLS (%)



FULL-TIME EQUIVALENT (FTE) TECHNICAL SUPPORT STAFF IN UTAH SCHOOLS

Computing Devices Per FTE Technical Support Staff

Teachers Per FTE Instructional Tech Support Staff

