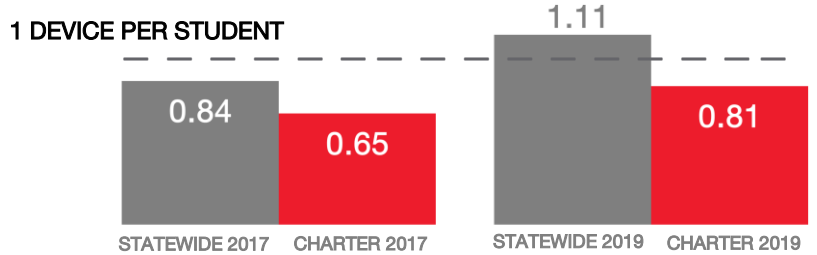


Northern Utah Academy for Math Engineering And Science

CHARTER FACTS

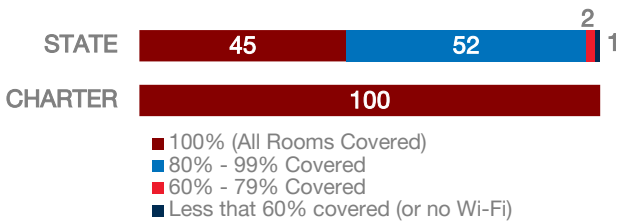
Area Population	N/A
Enrollment	1,035
Number of Schools	2
Urban or Rural	Urban
Median Household Income	N/A
Poverty Rate	N/A

COMPUTING DEVICES PER STUDENT

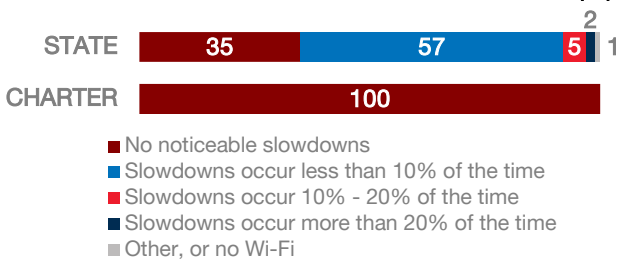


WI-FI NETWORKS

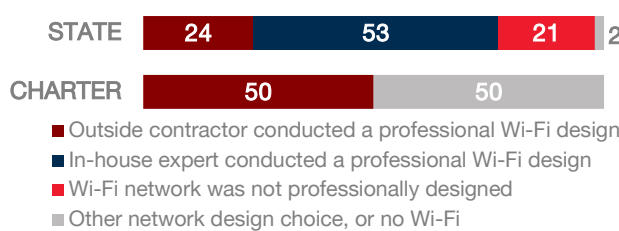
WI-FI COVERAGE REPORTED BY SCHOOLS (%)



SCHOOLS EXPERIENCING DECLINES IN WI-FI SERVICE SPEEDS DURING SCHOOLTIME (%)

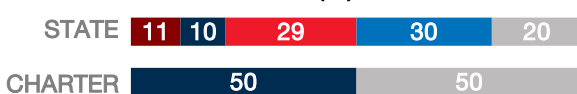


HOW SCHOOL WI-FI NETWORKS WERE DESIGNED

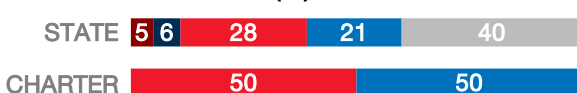


NETWORK GEAR IN SCHOOLS

AGE OF WIRELESS GEAR (%)



AGE OF WIRED GEAR (%)

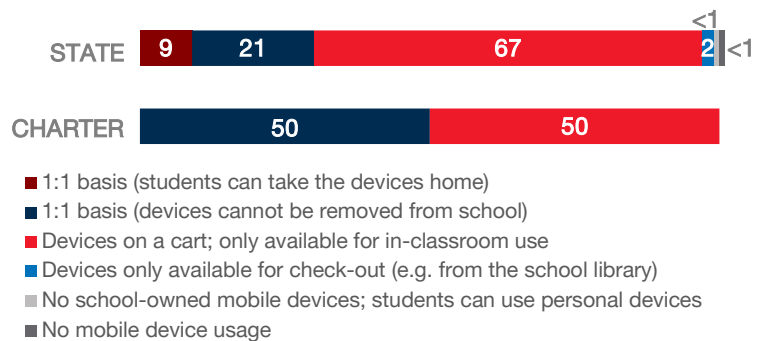


COMPUTING DEVICES USED IN SCHOOLS

	Student Use	Teacher/ Admin Use	Change in the # of Devices Since 2017	Percent Change Since 2017
Desktops Windows OS	565	72	173	37%
Laptops Windows OS	270	38	234	316%
Desktops Mac	0	0	0	N/A
Laptops Mac	0	0	0	N/A
Chromebooks Google	0	0	0	N/A
Tablets Windows	0	1	1	N/A
Tablets Android	0	0	0	N/A
Tablets IOS	0	0	0	N/A

MOBILE DEPLOYMENT

WIRELESS DEVICE POLICIES AT SCHOOLS (%)



FULL-TIME EQUIVALENT (FTE) TECHNICAL SUPPORT STAFF IN UTAH SCHOOLS

