

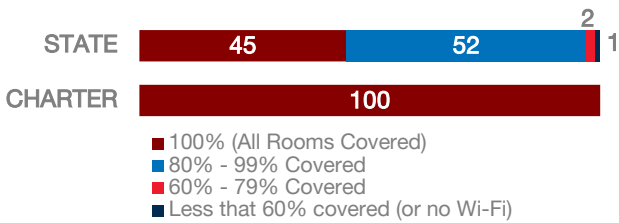
Providence Hall

CHARTER FACTS

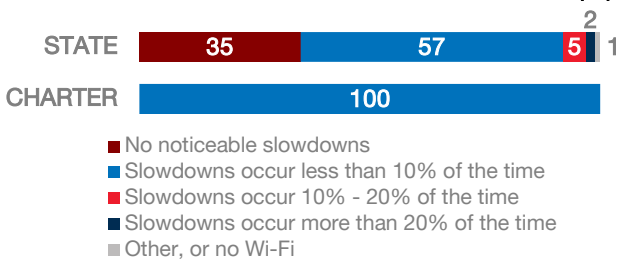
Area Population	N/A
Enrollment	2,081
Number of Schools	3
Urban or Rural	Rural
Median Household Income	N/A
Poverty Rate	N/A

WI-FI NETWORKS

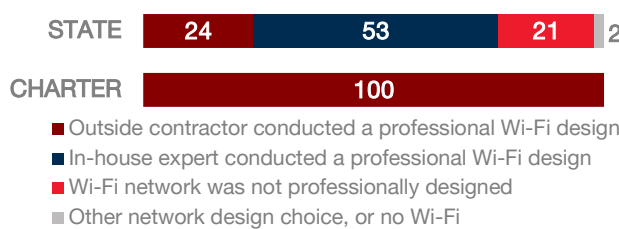
WI-FI COVERAGE REPORTED BY SCHOOLS (%)



SCHOOLS EXPERIENCING DECLINES IN WI-FI SERVICE SPEEDS DURING SCHOOLTIME (%)



HOW SCHOOL WI-FI NETWORKS WERE DESIGNED

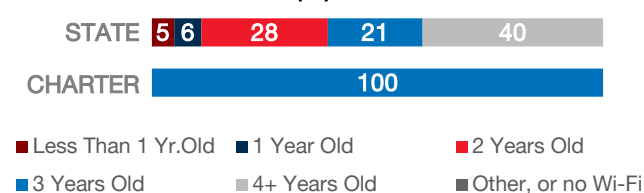


NETWORK GEAR IN SCHOOLS

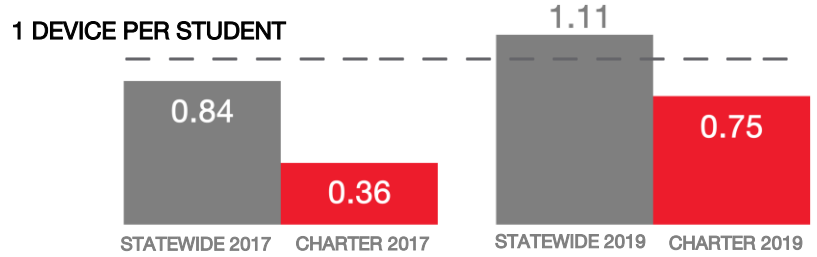
AGE OF WIRELESS GEAR (%)



AGE OF WIRED GEAR (%)



COMPUTING DEVICES PER STUDENT

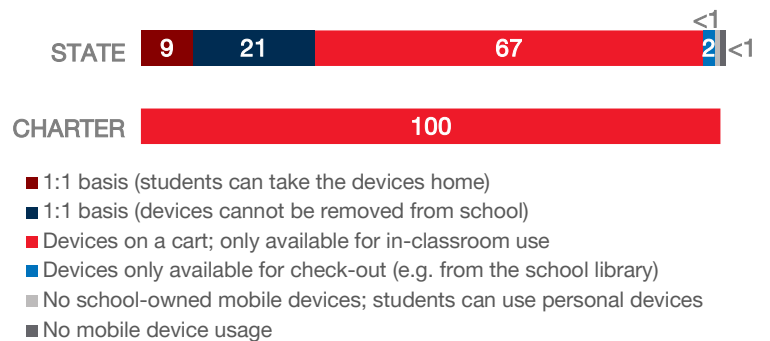


COMPUTING DEVICES USED IN SCHOOLS

Device Type	Student Use	Teacher/Admin Use	Change in the # of Devices Since 2017	Percent Change Since 2017
Desktops Windows OS	0	5	5	N/A
Laptops Windows OS	0	0	0	N/A
Desktops Mac	18	20	4	12%
Laptops Mac	512	181	194	39%
Chromebooks Google	850	0	510	150%
Tablets Windows	0	0	0	N/A
Tablets Android	7	0	7	N/A
Tablets IOS	124	16	63	82%

MOBILE DEPLOYMENT

WIRELESS DEVICE POLICIES AT SCHOOLS (%)



FULL-TIME EQUIVALENT (FTE) TECHNICAL SUPPORT STAFF IN UTAH SCHOOLS

