

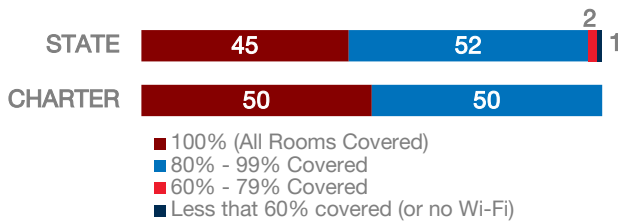
## Thomas Edison Charter School

### CHARTER FACTS

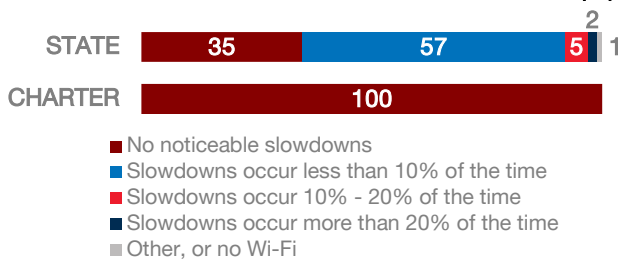
Area Population	N/A
Enrollment	1,145
Number of Schools	2
Urban or Rural	Urban
Median Household Income	N/A
Poverty Rate	N/A

### WI-FI NETWORKS

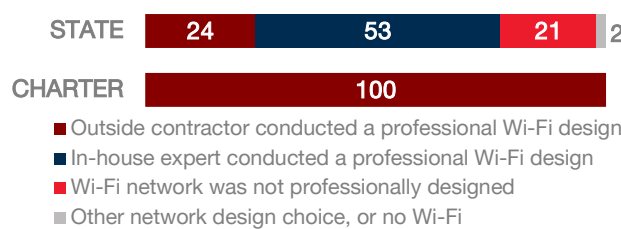
#### WI-FI COVERAGE REPORTED BY SCHOOLS (%)



#### SCHOOLS EXPERIENCING DECLINES IN WI-FI SERVICE SPEEDS DURING SCHOOLTIME (%)



#### HOW SCHOOL WI-FI NETWORKS WERE DESIGNED

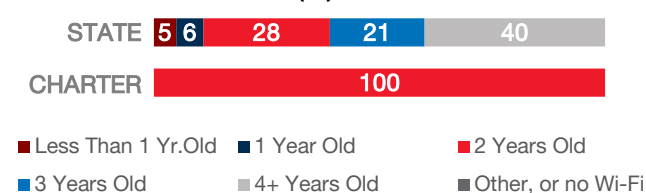


### NETWORK GEAR IN SCHOOLS

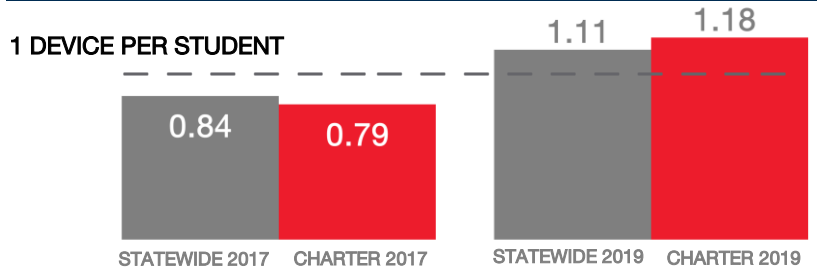
#### AGE OF WIRELESS GEAR (%)



#### AGE OF WIRED GEAR (%)



### COMPUTING DEVICES PER STUDENT

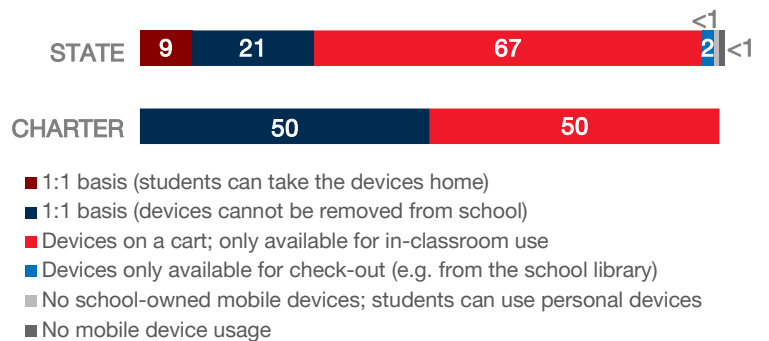


### COMPUTING DEVICES USED IN SCHOOLS

Device Type	Student Use	Teacher/Admin Use	Change in the # of Devices Since 2017	Percent Change Since 2017
Desktops   Windows OS	136	70	6	3%
Laptops   Windows OS	10	45	-30	-35%
Desktops   Mac	0	1	0	0%
Laptops   Mac	0	0	0	N/A
Chromebooks   Google	1,200	0	-300	-20%
Tablets   Windows	0	0	-70	-100%
Tablets   Android	0	5	4	400%
Tablets   IOS	10	7	4	31%

### MOBILE DEPLOYMENT

#### WIRELESS DEVICE POLICIES AT SCHOOLS (%)



### FULL-TIME EQUIVALENT (FTE) TECHNICAL SUPPORT STAFF IN UTAH SCHOOLS

