

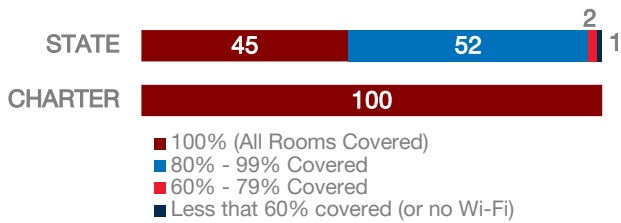
Winter Sports School

CHARTER FACTS

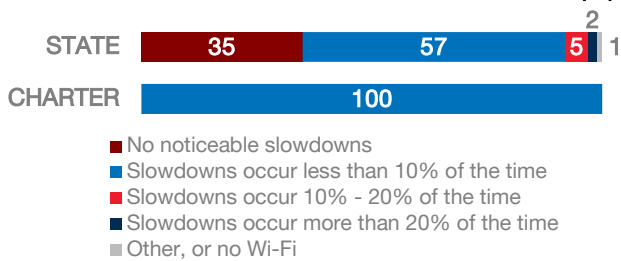
Area Population	N/A
Enrollment	114
Number of Schools	1
Urban or Rural	Rural
Median Household Income	N/A
Poverty Rate	N/A

WI-FI NETWORKS

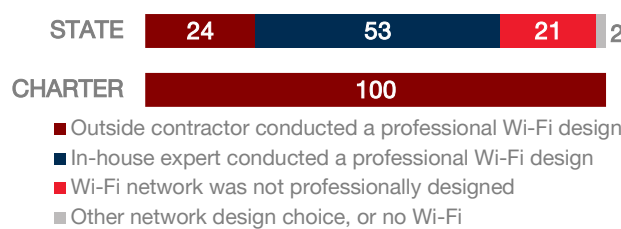
WI-FI COVERAGE REPORTED BY SCHOOLS (%)



SCHOOLS EXPERIENCING DECLINES IN WI-FI SERVICE SPEEDS DURING SCHOOLTIME (%)



HOW SCHOOL WI-FI NETWORKS WERE DESIGNED

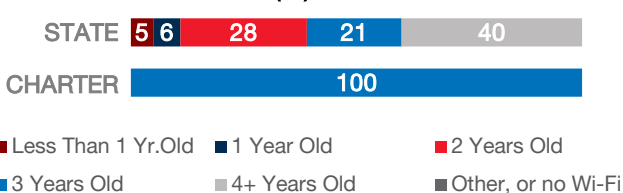


NETWORK GEAR IN SCHOOLS

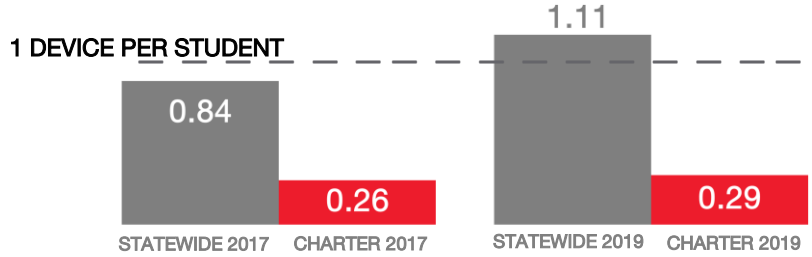
AGE OF WIRELESS GEAR (%)



AGE OF WIRED GEAR (%)



COMPUTING DEVICES PER STUDENT

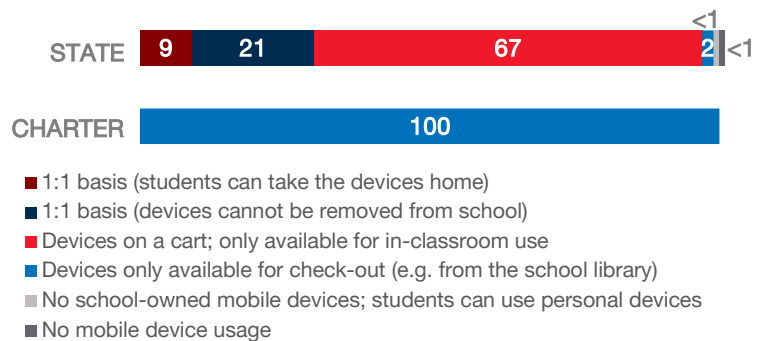


COMPUTING DEVICES USED IN SCHOOLS

Device Type	Student Use	Teacher/Admin Use	Change in the # of Devices Since 2017	Percent Change Since 2017
Desktops Windows OS	0	3	1	50%
Laptops Windows OS	0	2	-3	-60%
Desktops Mac	0	1	1	N/A
Laptops Mac	0	0	0	N/A
Chromebooks Google	33	0	3	10%
Tablets Windows	0	0	0	N/A
Tablets Android	0	0	0	N/A
Tablets IOS	0	0	0	N/A

MOBILE DEPLOYMENT

WIRELESS DEVICE POLICIES AT SCHOOLS (%)



FULL-TIME EQUIVALENT (FTE) TECHNICAL SUPPORT STAFF IN UTAH SCHOOLS

