

ATHLOS ACADEMY OF UTAH

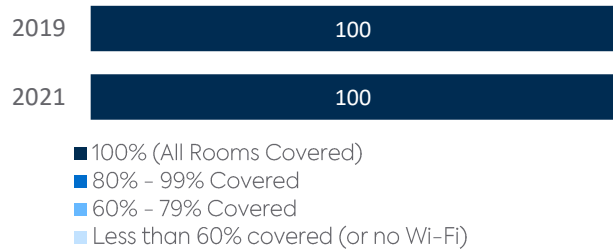
CHARTER FACTS

| | |
|---|-----|
| ENROLLMENT | 495 |
| NUMBER OF SCHOOLS | 1 |
| ESTIMATED % OF STUDENTS WITH INADEQUATE HOME INTERNET SERVICE | 0% |
| % OF STUDENTS RECEIVING REMOTE INTERNET ACCESS SOLUTIONS OR SERVICE | 0% |

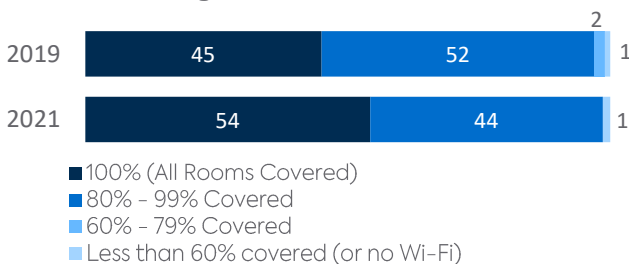
WI-FI NETWORKS

Wi-Fi Coverage Reported by Schools (%)

Charter Coverage

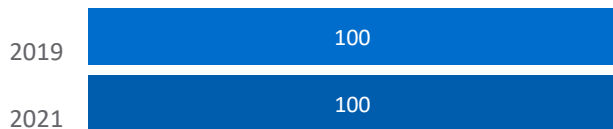


Statewide Coverage

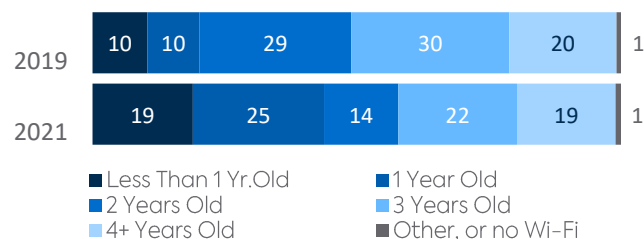


Age of Wi-Fi Access Points Reported by Schools (%)

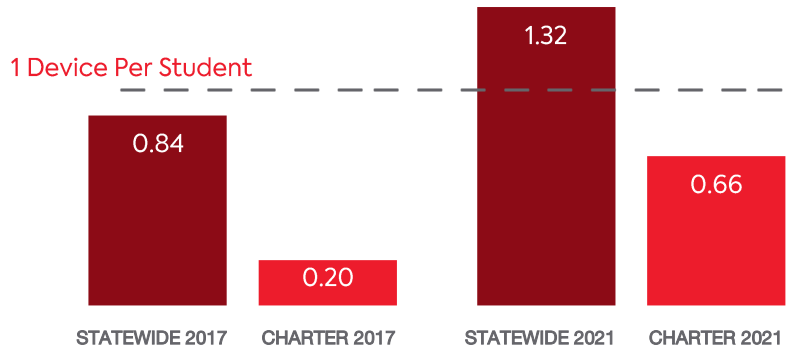
Charter Coverage



Statewide Coverage



COMPUTING DEVICES PER STUDENT



COMPUTING DEVICES USED IN SCHOOLS

| | Student Use | Teacher/Admin Use | Change in the # of Devices Since 2017 | Percent Change Since 2017 | Percent Change Statewide |
|------------------------------|-------------|-------------------|---------------------------------------|---------------------------|--------------------------|
| DESKTOPS WINDOWS OS | 90 | 2 | +30 | 48% | -30% |
| LAPTOPS WINDOWS OS | 40 | 60 | 0 | 0% | 112% |
| DESKTOPS MAC | 0 | 0 | 0 | N/A | -25% |
| LAPTOPS MAC | 0 | 0 | 0 | N/A | 3% |
| CHROMEBOOKS GOOGLE | 60 | 0 | +50 | 500% | 126% |
| TABLETS WINDOWS | 0 | 0 | 0 | N/A | 86% |
| TABLETS ANDROID | 15 | 0 | 0 | 0% | -23% |
| TABLETS IOS | 122 | 7 | +83 | 180% | 21% |
| OTHER DEVICES | 0 | 0 | 0 | N/A | -88% |
| ALL COMPUTING DEVICES | 327 | 69 | +163 | 70% | 59% |

MOBILE DEPLOYMENT

Wireless Device Policies at Schools (%)



- 1:1 basis (students can take the devices home)
- 1:1 basis (devices cannot be removed from school)
- Devices on a cart; only available for in-classroom use
- Devices only available for check-out (e.g. from the school library)
- No school-owned mobile devices; students can use personal devices
- No mobile device usage

FULL-TIME EQUIVALENT (FTE) TECHNICAL SUPPORT STAFF IN UTAH SCHOOLS

