

IGNITE ENTREPRENEURSHIP ACADEMY

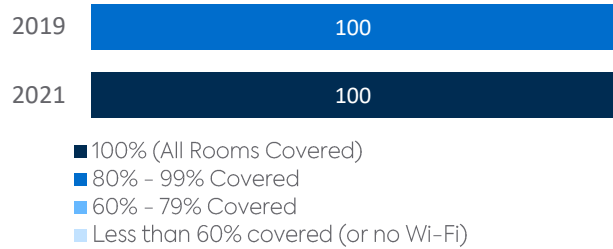
CHARTER FACTS

ENROLLMENT	542
NUMBER OF SCHOOLS	1
ESTIMATED % OF STUDENTS WITH INADEQUATE HOME INTERNET SERVICE	1%
% OF STUDENTS RECEIVING REMOTE INTERNET ACCESS SOLUTIONS OR SERVICE	0%

WI-FI NETWORKS

Wi-Fi Coverage Reported by Schools (%)

Charter Coverage



Statewide Coverage

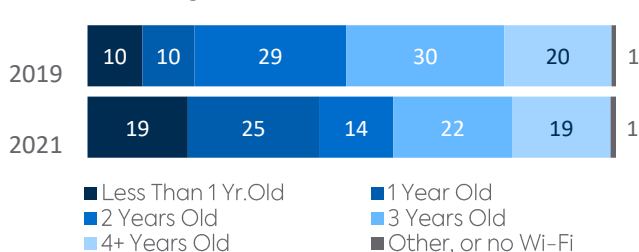


Age of Wi-Fi Access Points Reported by Schools (%)

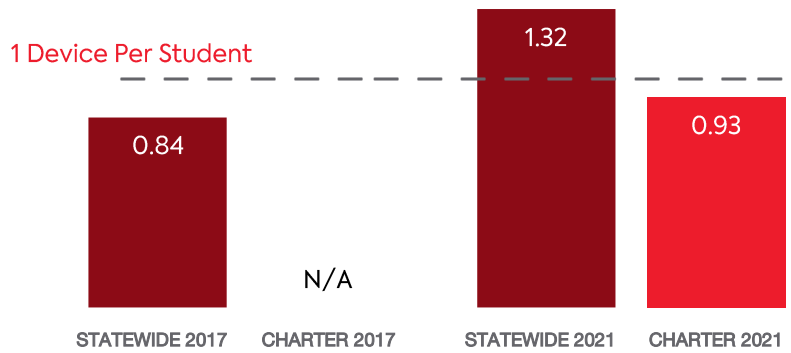
Charter Coverage



Statewide Coverage



COMPUTING DEVICES PER STUDENT

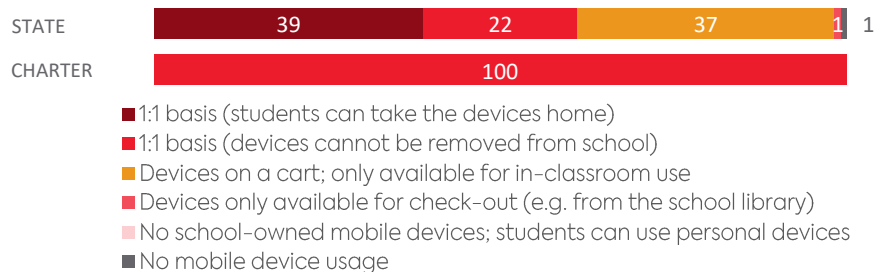


COMPUTING DEVICES USED IN SCHOOLS

Device Type	Student Use	Teacher/Admin Use	Change in the # of Devices Since 2017	Percent Change Since 2017	Percent Change Statewide
DESKTOPS WINDOWS OS	0	0	0	N/A	-30%
LAPTOPS WINDOWS OS	0	45	+45	N/A	112%
DESKTOPS MAC	0	0	0	N/A	-25%
LAPTOPS MAC	0	0	0	N/A	3%
CHROMEBOOKS GOOGLE	480	4	+484	N/A	126%
TABLETS WINDOWS	0	0	0	N/A	86%
TABLETS ANDROID	0	0	0	N/A	-23%
TABLETS IOS	22	8	+30	N/A	21%
OTHER DEVICES	0	0	0	N/A	-88%
ALL COMPUTING DEVICES	502	57	+559	N/A	59%

MOBILE DEPLOYMENT

Wireless Device Policies at Schools (%)



FULL-TIME EQUIVALENT (FTE) TECHNICAL SUPPORT STAFF IN UTAH SCHOOLS

