

ALPINE SCHOOL DISTRICT

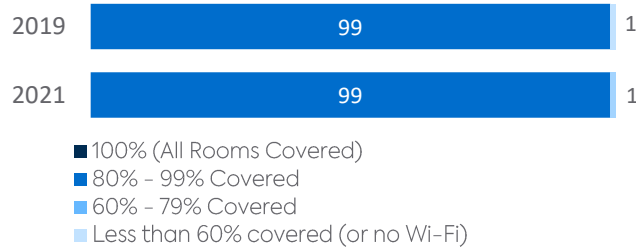
DISTRICT FACTS

ENROLLMENT84,836
 NUMBER OF SCHOOLS 91
 ESTIMATED % OF STUDENTS WITH INADEQUATE HOME INTERNET SERVICE0%
 % OF STUDENTS RECEIVING REMOTE INTERNET ACCESS SOLUTIONS OR SERVICE0%

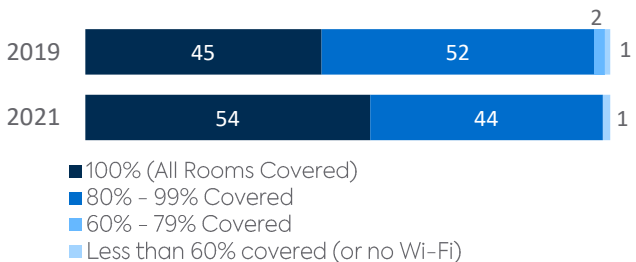
WI-FI NETWORKS

Wi-Fi Coverage Reported by Schools (%)

District Coverage




Statewide Coverage

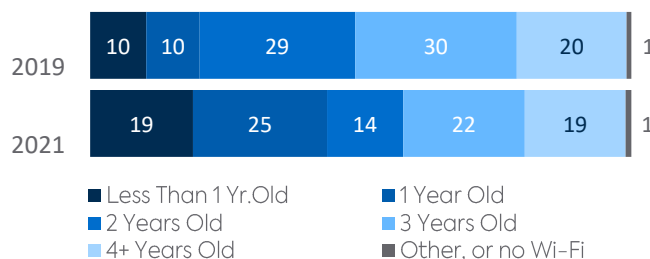


Age of Wi-Fi Access Points Reported by Schools (%)

District Coverage

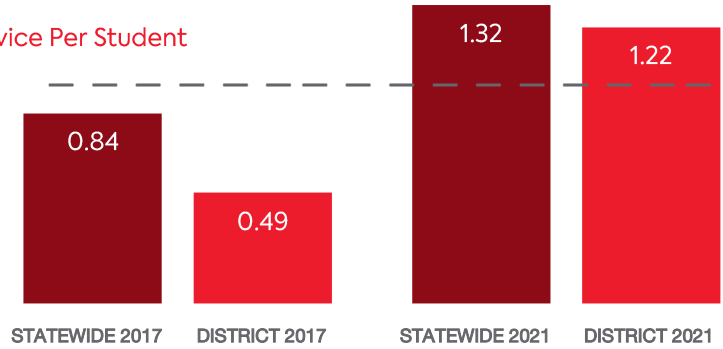


Statewide Coverage



COMPUTING DEVICES PER STUDENT

1 Device Per Student



COMPUTING DEVICES USED IN SCHOOLS

	Student Use	Teacher/ Admin Use	Change in the # of Devices Since 2017	Percent Change Since 2017	Percent Change Statewide
DESKTOPS WINDOWS OS	4,365	1,020	-606	-10%	-30%
LAPTOPS WINDOWS OS	1,964	1,461	+514	18%	112%
DESKTOPS MAC	4,270	749	-170	-3%	-25%
LAPTOPS MAC	356	4,680	+344	7%	3%
CHROMEBOOKS GOOGLE	81,993	229	+64,056	353%	126%
TABLETS WINDOWS	43	29	-2	-3%	86%
TABLETS ANDROID	49	7	-131	-70%	-23%
TABLETS IOS	10,408	3,112	+3,302	32%	21%
OTHER DEVICES	2	58	-5	-8%	-88%
ALL COMPUTING DEVICES	103,450	11,345	+67,302	142%	59%

MOBILE DEPLOYMENT

Wireless Device Policies at Schools (%)



- 1:1 basis (students can take the devices home)
- 1:1 basis (devices cannot be removed from school)
- Devices on a cart; only available for in-classroom use
- Devices only available for check-out (e.g. from the school library)
- No school-owned mobile devices; students can use personal devices
- No mobile device usage

FULL-TIME EQUIVALENT (FTE) TECHNICAL SUPPORT STAFF IN UTAH SCHOOLS

