

## MURRAY CITY SCHOOL DISTRICT

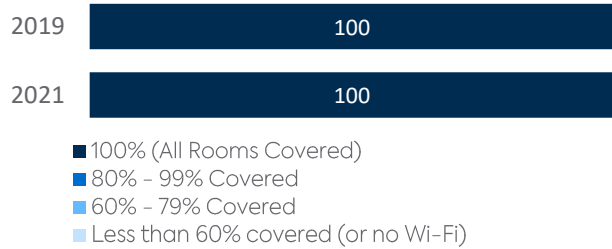
### DISTRICT FACTS

ENROLLMENT .....6,148  
 NUMBER OF SCHOOLS ..... 11  
 ESTIMATED % OF STUDENTS WITH INADEQUATE HOME INTERNET SERVICE .....9.4%  
 % OF STUDENTS RECEIVING REMOTE INTERNET ACCESS SOLUTIONS OR SERVICE ..... 5%

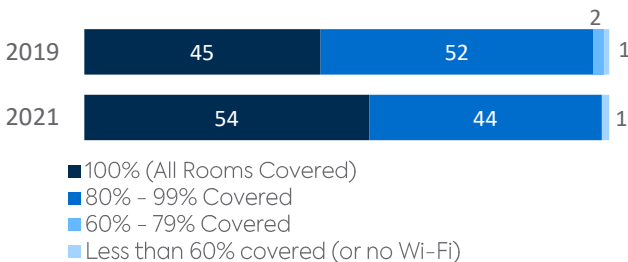
### WI-FI NETWORKS

#### Wi-Fi Coverage Reported by Schools (%)

#### District Coverage




#### Statewide Coverage

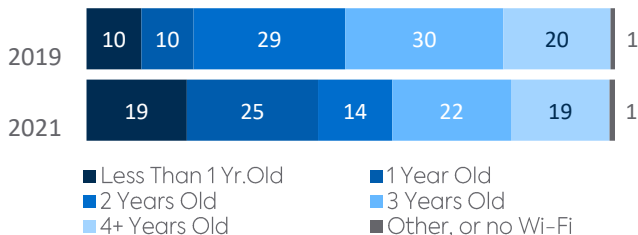


#### Age of Wi-Fi Access Points Reported by Schools (%)

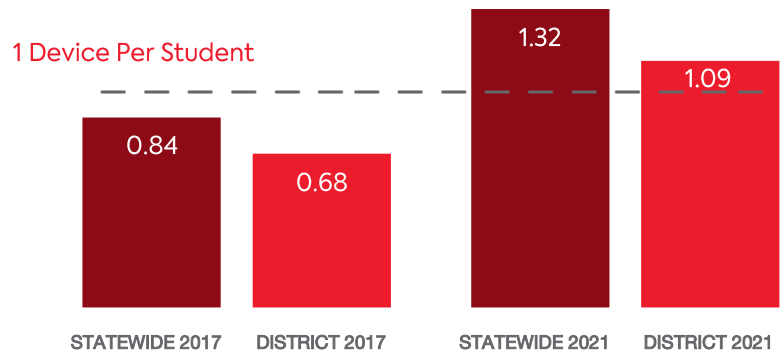
#### District Coverage



#### Statewide Coverage



### COMPUTING DEVICES PER STUDENT

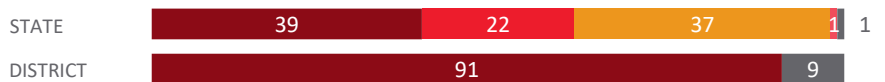


### COMPUTING DEVICES USED IN SCHOOLS

Device Type	Student Use	Teacher/Admin Use	Change in the # of Devices Since 2017	Percent Change Since 2017	Percent Change Statewide
DESKTOPS   WINDOWS OS	592	65	-482	-42%	-30%
LAPTOPS   WINDOWS OS	5	389	-615	-61%	112%
DESKTOPS   MAC	38	0	-39	-51%	-25%
LAPTOPS   MAC	0	191	+124	185%	3%
CHROMEBOOKS   GOOGLE	5,995	199	+3,403	122%	126%
TABLETS   WINDOWS	36	0	36	N/A	86%
TABLETS   ANDROID	6	0	-18	-75%	-23%
TABLETS   IOS	20	76	+39	68%	21%
OTHER DEVICES	0	0	0	N/A	-88%
<b>ALL COMPUTING DEVICES</b>	<b>6,692</b>	<b>920</b>	<b>+2,448</b>	<b>47%</b>	<b>59%</b>

### MOBILE DEPLOYMENT

#### Wireless Device Policies at Schools (%)



- 1:1 basis (students can take the devices home)
- 1:1 basis (devices cannot be removed from school)
- Devices on a cart; only available for in-classroom use
- Devices only available for check-out (e.g. from the school library)
- No school-owned mobile devices; students can use personal devices
- No mobile device usage

### FULL-TIME EQUIVALENT (FTE) TECHNICAL SUPPORT STAFF IN UTAH SCHOOLS

