

PROVO CITY SCHOOL DISTRICT

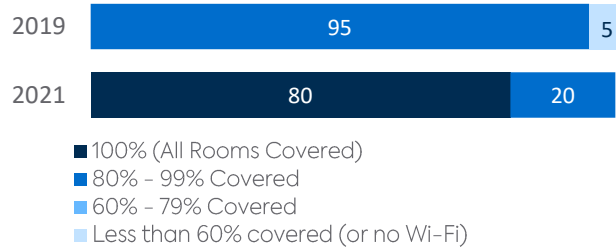
DISTRICT FACTS

ENROLLMENT	13,624
NUMBER OF SCHOOLS	20
ESTIMATED % OF STUDENTS WITH INADEQUATE HOME INTERNET SERVICE	16.7%
% OF STUDENTS RECEIVING REMOTE INTERNET ACCESS SOLUTIONS OR SERVICE	1%

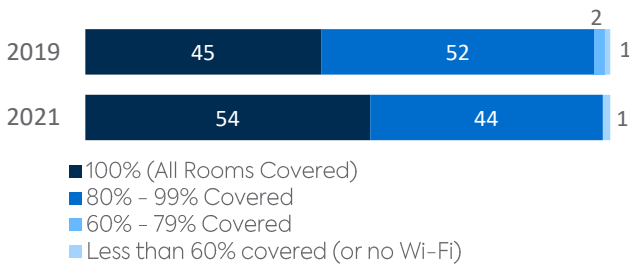
WI-FI NETWORKS

Wi-Fi Coverage Reported by Schools (%)

District Coverage

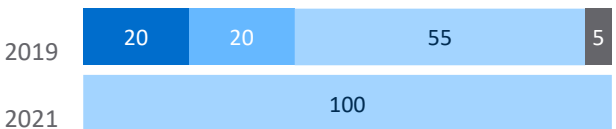


Statewide Coverage

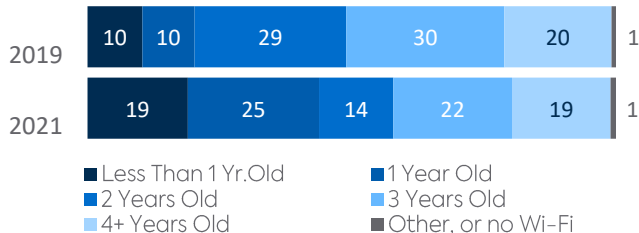


Age of Wi-Fi Access Points Reported by Schools (%)

District Coverage

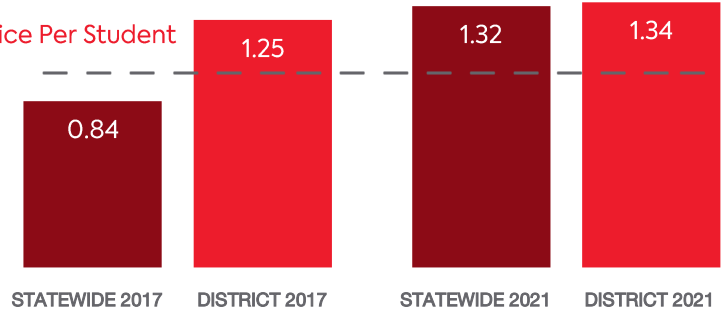


Statewide Coverage



COMPUTING DEVICES PER STUDENT

1 Device Per Student



COMPUTING DEVICES USED IN SCHOOLS

Device Type	Student Use	Teacher/Admin Use	Change in the # of Devices Since 2017	Percent Change Since 2017	Percent Change Statewide
DESKTOPS WINDOWS OS	852	77	-330	-26%	-30%
LAPTOPS WINDOWS OS	94	80	-15	-8%	112%
DESKTOPS MAC	767	27	-1,819	-70%	-25%
LAPTOPS MAC	465	981	-633	-30%	3%
CHROMEBOOKS GOOGLE	14,018	123	+3,897	38%	126%
TABLETS WINDOWS	0	0	0	N/A	86%
TABLETS ANDROID	0	0	0	N/A	-23%
TABLETS IOS	2,038	466	-595	-19%	21%
OTHER DEVICES	58	5	+63	N/A	-88%
ALL COMPUTING DEVICES	18,292	1,759	+568	3%	59%

MOBILE DEPLOYMENT

Wireless Device Policies at Schools (%)



FULL-TIME EQUIVALENT (FTE) TECHNICAL SUPPORT STAFF IN UTAH SCHOOLS

