

## SAN JUAN COUNTY SCHOOL DISTRICT

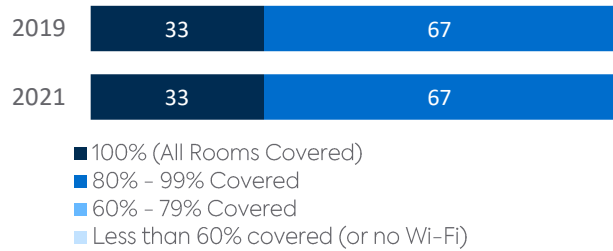
### DISTRICT FACTS

ENROLLMENT .....3,064  
 NUMBER OF SCHOOLS .....12  
 ESTIMATED % OF STUDENTS WITH INADEQUATE HOME INTERNET SERVICE .....49.6%  
 % OF STUDENTS RECEIVING REMOTE INTERNET ACCESS SOLUTIONS OR SERVICE .....45%

### WI-FI NETWORKS

#### Wi-Fi Coverage Reported by Schools (%)

#### District Coverage




#### Statewide Coverage

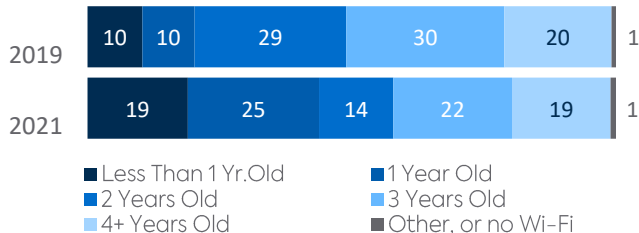


#### Age of Wi-Fi Access Points Reported by Schools (%)

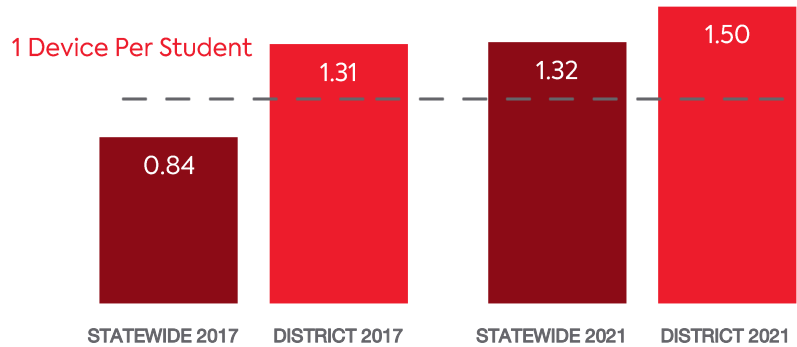
#### District Coverage



#### Statewide Coverage



### COMPUTING DEVICES PER STUDENT



### COMPUTING DEVICES USED IN SCHOOLS

Device Type	Student Use	Teacher/Admin Use	Change in the # of Devices Since 2017	Percent Change Since 2017	Percent Change Statewide
DESKTOPS   WINDOWS OS	1,156	307	-166	-10%	-30%
LAPTOPS   WINDOWS OS	0	81	-74	-48%	112%
DESKTOPS   MAC	0	1	+1	N/A	-25%
LAPTOPS   MAC	0	0	-1	-100%	3%
CHROMEBOOKS   GOOGLE	3,383	116	+940	37%	126%
TABLETS   WINDOWS	0	0	-1	-100%	86%
TABLETS   ANDROID	0	0	0	N/A	-23%
TABLETS   IOS	52	43	-76	-44%	21%
OTHER DEVICES	0	0	0	N/A	-88%
<b>ALL COMPUTING DEVICES</b>	<b>4,591</b>	<b>548</b>	<b>+623</b>	<b>14%</b>	<b>59%</b>

### MOBILE DEPLOYMENT

#### Wireless Device Policies at Schools (%)



- 1:1 basis (students can take the devices home)
- 1:1 basis (devices cannot be removed from school)
- Devices on a cart; only available for in-classroom use
- Devices only available for check-out (e.g. from the school library)
- No school-owned mobile devices; students can use personal devices
- No mobile device usage

### FULL-TIME EQUIVALENT (FTE) TECHNICAL SUPPORT STAFF IN UTAH SCHOOLS

