

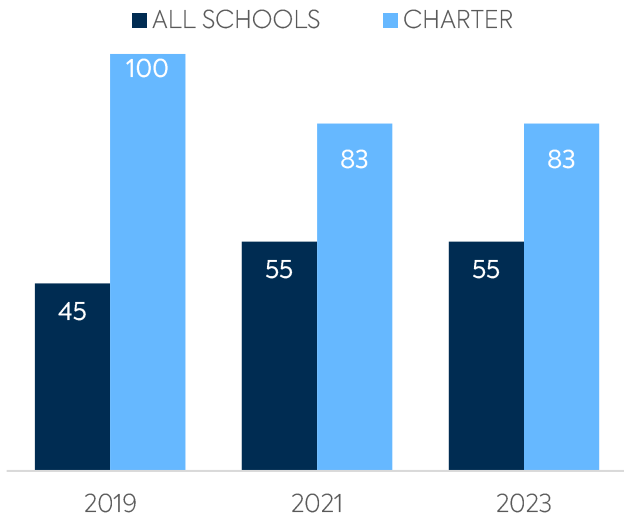
AMERICAN PREPARATORY ACADEMY

CHARTER FACTS


ENROLLMENT.....	5,259
NUMBER OF SCHOOLS.....	6
ESTIMATED % OF STUDENTS WITH INADEQUATE HOME INTERNET SERVICE.....	0%
% OF STUDENTS RECEIVING REMOTE INTERNET ACCESS SOLUTIONS OR SERVICE.....	0%

WI-FI NETWORK COVERAGE


Schools Where All Educational Spaces Have Wi-Fi Access (%)



AGE OF WI-FI ACCESS POINTS (%)



All Schools

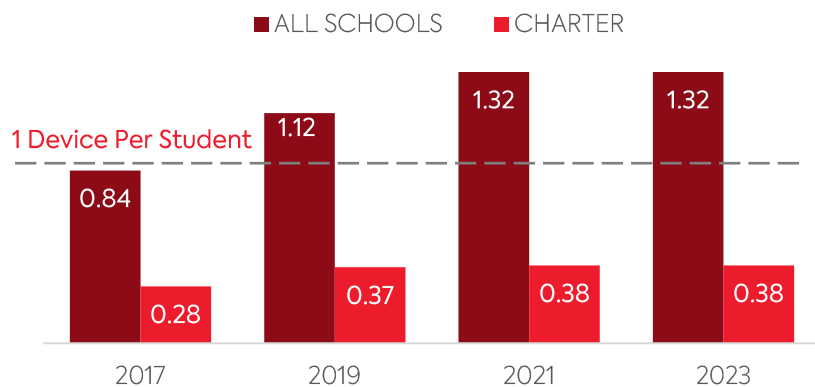


- Less Than 1 Yr. Old
- 1 Year Old
- 2 Years Old
- 3 Years Old
- 4+ Years Old
- Other, or no Wi-Fi

COMPUTING DEVICES USED IN SCHOOLS

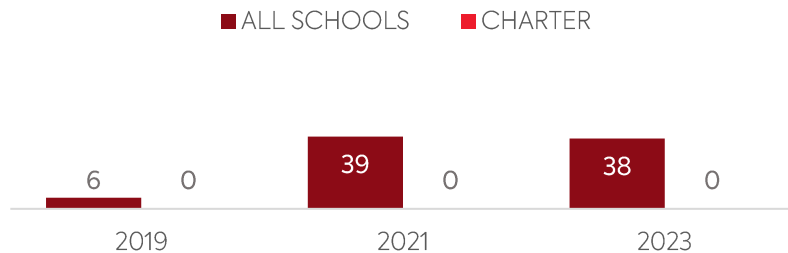
	Student Use	Teacher/Admin Use	Change in the # of Devices Since 2017	Percent Change Since 2017	Percent Change in All Schools
DESKTOPS WINDOWS OS	31	0	1	3%	-46%
LAPTOPS WINDOWS OS	0	1	0	0%	99%
DESKTOPS MAC	0	17	3	21%	-43%
LAPTOPS MAC	1,858	417	760	50%	-3%
CHROMEBOOKS GOOGLE	2	0	-114	-98%	124%
TABLETS WINDOWS	0	0	0	N/A	125%
TABLETS ANDROID	1	0	1	N/A	-27%
TABLETS IOS	99	123	152	217%	21%
OTHER DEVICES	0	0	0	N/A	-90%
ALL COMPUTING DEVICES	1,991	558	803	46%	53%

COMPUTING DEVICES PER STUDENT



MOBILE DEPLOYMENT

Schools With 1:1 Programs
Where Students Can Take Devices Home (%)



FULL-TIME EQUIVALENT (FTE) TECHNICAL SUPPORT STAFF IN UTAH SCHOOLS

