

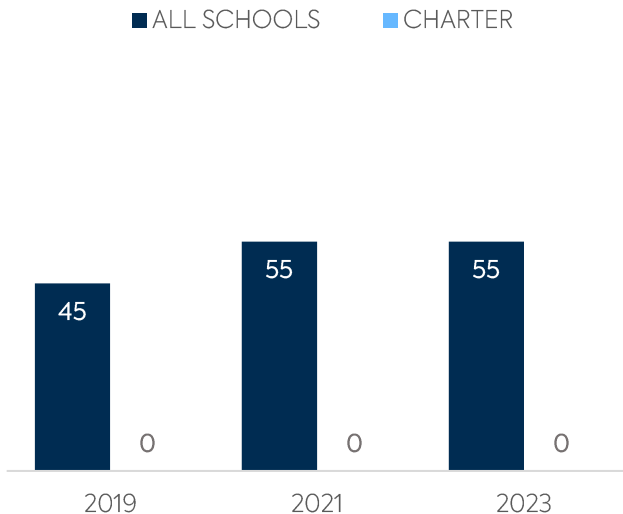
DAVINCI ACADEMY OF SCIENCE & THE ARTS

CHARTER FACTS

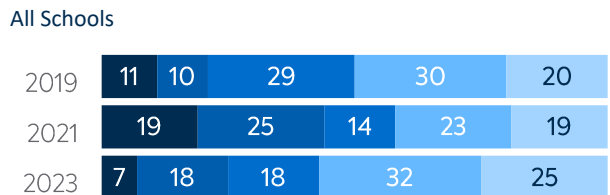

ENROLLMENT.....	1,268
NUMBER OF SCHOOLS.....	1
ESTIMATED % OF STUDENTS WITH INADEQUATE HOME INTERNET SERVICE.....	0%
% OF STUDENTS RECEIVING REMOTE INTERNET ACCESS SOLUTIONS OR SERVICE.....	2%

WI-FI NETWORK COVERAGE

Schools Where All Educational Spaces Have Wi-Fi Access (%)



AGE OF WI-FI ACCESS POINTS (%)

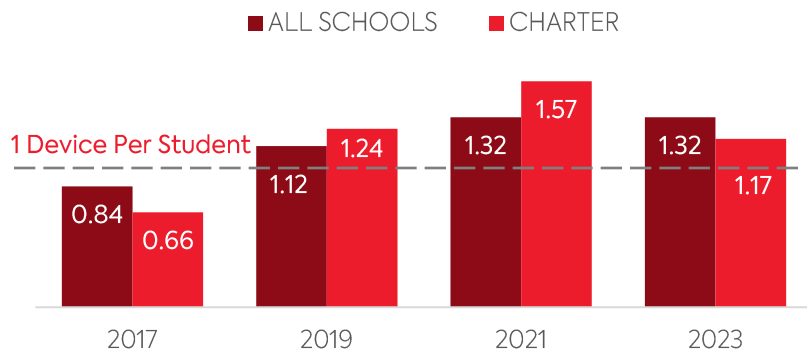


- Less Than 1 Yr. Old
- 1 Year Old
- 2 Years Old
- 3 Years Old
- 4+ Years Old
- Other, or no Wi-Fi

COMPUTING DEVICES USED IN SCHOOLS

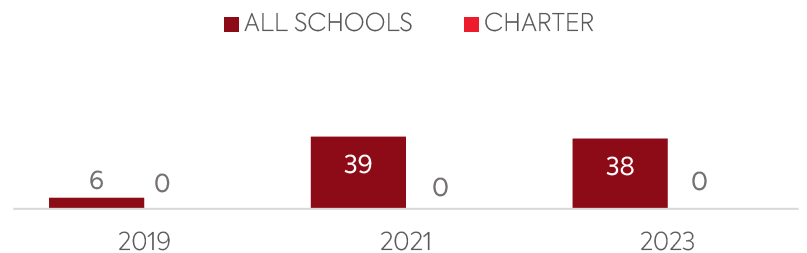
	Student Use	Teacher/Admin Use	Change in the # of Devices Since 2017	Percent Change Since 2017	Percent Change in All Schools
DESKTOPS WINDOWS OS	71	109	-35	-16%	-46%
LAPTOPS WINDOWS OS	30	117	-413	-74%	99%
DESKTOPS MAC	0	0	0	N/A	-43%
LAPTOPS MAC	0	0	0	N/A	-3%
CHROMEBOOKS GOOGLE	1,300	3	1,123	624%	124%
TABLETS WINDOWS	0	0	-3	-100%	125%
TABLETS ANDROID	80	0	20	33%	-27%
TABLETS IOS	0	0	0	N/A	21%
OTHER DEVICES	0	0	0	N/A	-90%
ALL COMPUTING DEVICES	1,481	229	692	68%	53%

COMPUTING DEVICES PER STUDENT



MOBILE DEPLOYMENT

Schools With 1:1 Programs
Where Students Can Take Devices Home (%)



FULL-TIME EQUIVALENT (FTE) TECHNICAL SUPPORT STAFF IN UTAH SCHOOLS

Computing Devices Per FTE Technical Support Staff Teachers Per FTE Instructional Tech Support Staff

