

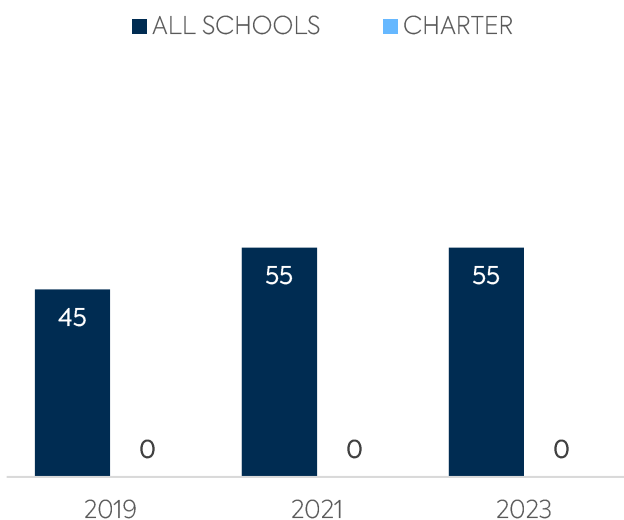
# GEORGE WASHINGTON ACADEMY

## CHARTER FACTS

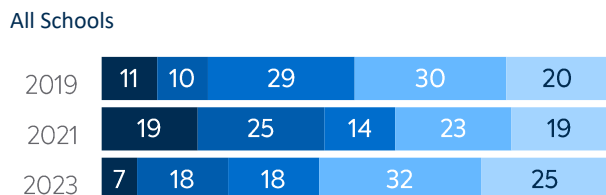

ENROLLMENT.....	1,017
NUMBER OF SCHOOLS.....	1
ESTIMATED % OF STUDENTS WITH INADEQUATE HOME INTERNET SERVICE.....	0%
% OF STUDENTS RECEIVING REMOTE INTERNET ACCESS SOLUTIONS OR SERVICE.....	0%

## WI-FI NETWORK COVERAGE

Schools Where All Educational Spaces Have Wi-Fi Access (%)



## AGE OF WI-FI ACCESS POINTS (%)

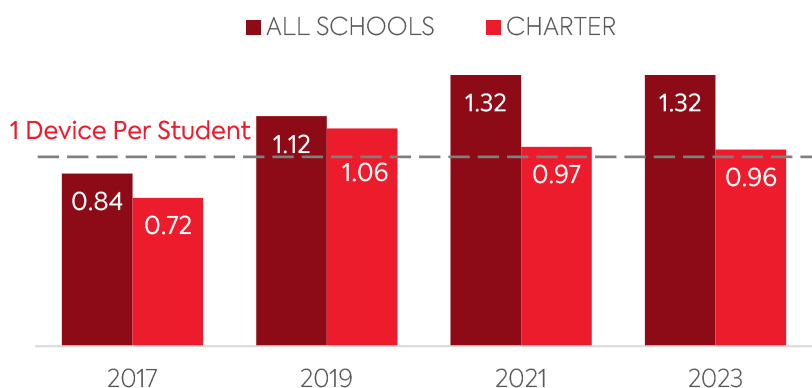


■ Less Than 1 Yr. Old    ■ 1 Year Old  
■ 2 Years Old        ■ 3 Years Old  
■ 4+ Years Old         ■ Other, or no Wi-Fi

## COMPUTING DEVICES USED IN SCHOOLS

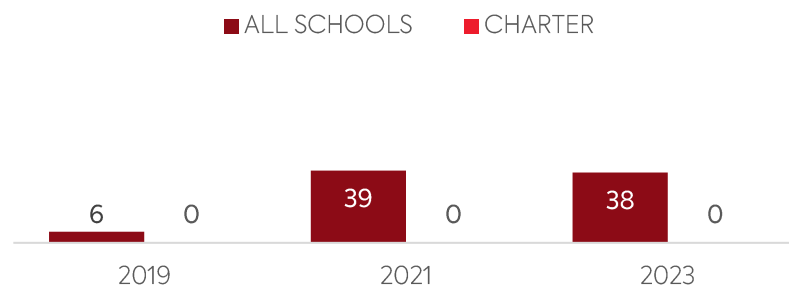
	Student Use	Teacher/Admin Use	Change in the # of Devices Since 2017	Percent Change Since 2017	Percent Change in All Schools
DESKTOPS   WINDOWS OS	30	75	-53	-34%	-46%
LAPTOPS   WINDOWS OS	0	0	-40	-100%	99%
DESKTOPS   MAC	0	0	0	N/A	-43%
LAPTOPS   MAC	0	71	71	N/A	-3%
CHROMEBOOKS   GOOGLE	798	15	220	37%	124%
TABLETS   WINDOWS	0	0	0	N/A	125%
TABLETS   ANDROID	0	0	0	N/A	-27%
TABLETS   IOS	145	3	117	377%	21%
OTHER DEVICES	0	0	0	N/A	-90%
<b>ALL COMPUTING DEVICES</b>	<b>973</b>	<b>164</b>	<b>315</b>	<b>38%</b>	<b>53%</b>

## COMPUTING DEVICES PER STUDENT



## MOBILE DEPLOYMENT

Schools With 1:1 Programs  
Where Students Can Take Devices Home (%)



## FULL-TIME EQUIVALENT (FTE) TECHNICAL SUPPORT STAFF IN UTAH SCHOOLS

