

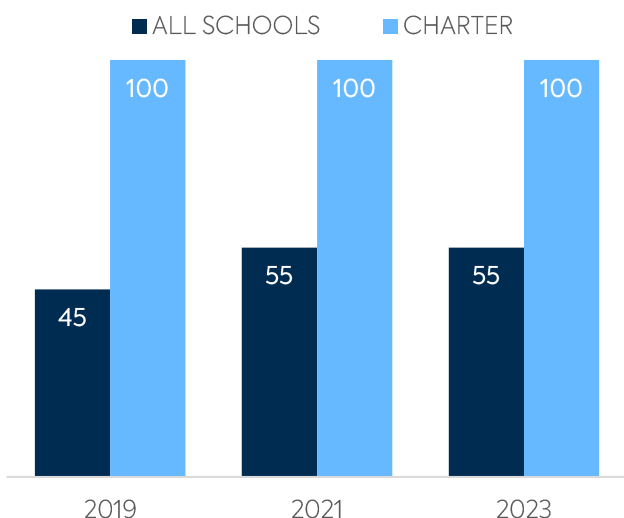
# MOUNTAIN WEST MONTESSORI ACADEMY

## CHARTER FACTS

ENROLLMENT.....	463
NUMBER OF SCHOOLS.....	1
ESTIMATED % OF STUDENTS WITH INADEQUATE HOME INTERNET SERVICE.....	0%
% OF STUDENTS RECEIVING REMOTE INTERNET ACCESS SOLUTIONS OR SERVICE.....	0%

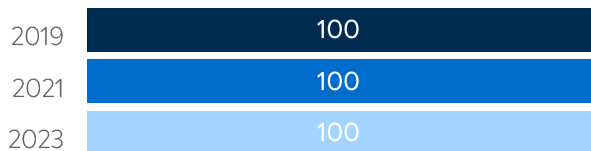
## WI-FI NETWORK COVERAGE

Schools Where All Educational Spaces Have Wi-Fi Access (%)




## AGE OF WI-FI ACCESS POINTS (%)

### Charter



### All Schools

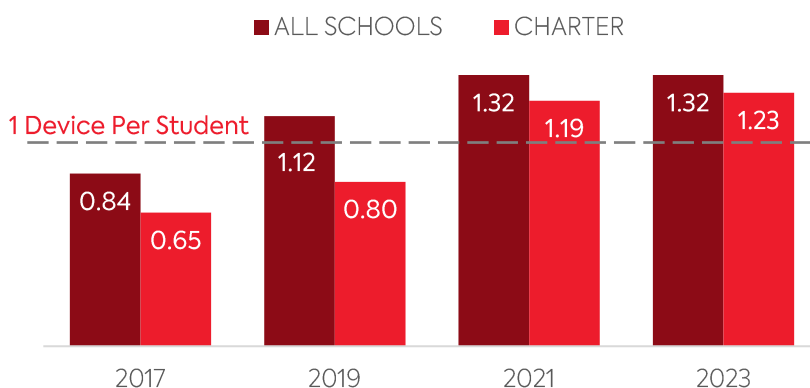


■ Less Than 1 Yr. Old    ■ 1 Year Old  
■ 2 Years Old    ■ 3 Years Old  
■ 4+ Years Old    ■ Other, or no Wi-Fi

## COMPUTING DEVICES USED IN SCHOOLS

	Student Use	Teacher/Admin Use	Change in the # of Devices Since 2017	Percent Change Since 2017	Percent Change in All Schools
DESKTOPS   WINDOWS OS	20	0	0	0%	-46%
LAPTOPS   WINDOWS OS	30	33	0	0%	99%
DESKTOPS   MAC	0	0	0	N/A	-43%
LAPTOPS   MAC	0	0	0	N/A	-3%
CHROMEBOOKS   GOOGLE	508	0	236	87%	124%
TABLETS   WINDOWS	0	0	0	N/A	125%
TABLETS   ANDROID	0	0	0	N/A	-27%
TABLETS   IOS	13	28	13	46%	21%
OTHER DEVICES	0	0	0	N/A	-90%
<b>ALL COMPUTING DEVICES</b>	<b>571</b>	<b>61</b>	<b>249</b>	<b>65%</b>	<b>53%</b>

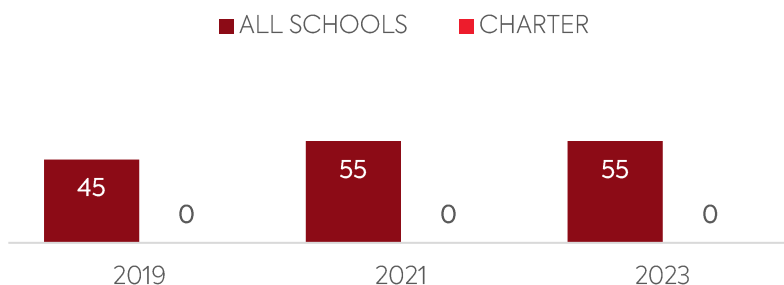
## COMPUTING DEVICES PER STUDENT



## MOBILE DEPLOYMENT

Schools With 1:1 Programs

Where Students Can Take Devices Home (%)



## FULL-TIME EQUIVALENT (FTE) TECHNICAL SUPPORT STAFF IN UTAH SCHOOLS

Computing Devices Per FTE Technical Support Staff

Teachers Per FTE Instructional Tech Support Staff

