

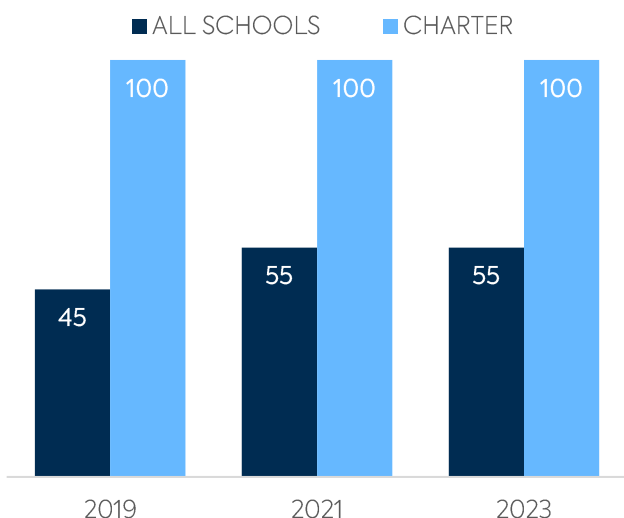
# NORTHERN UTAH ACADEMY FOR MATH ENGINEERING AND SCIENCE (NUAMES)

## CHARTER FACTS

ENROLLMENT.....	1,169
NUMBER OF SCHOOLS.....	2
ESTIMATED % OF STUDENTS WITH INADEQUATE HOME INTERNET SERVICE.....	0%
% OF STUDENTS RECEIVING REMOTE INTERNET ACCESS SOLUTIONS OR SERVICE.....	0%


## WI-FI NETWORK COVERAGE

Schools Where All Educational Spaces Have Wi-Fi Access (%)




## AGE OF WI-FI ACCESS POINTS (%)

### Charter



### All Schools

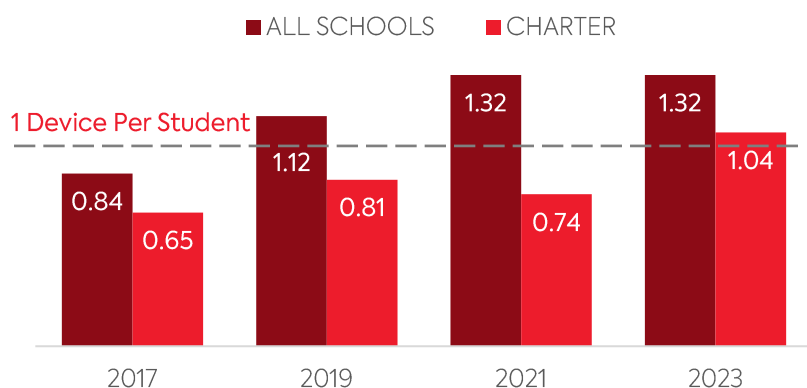


- Less Than 1 Yr. Old
- 1 Year Old
- 2 Years Old
- 3 Years Old
- 4+ Years Old
- Other, or no Wi-Fi

## COMPUTING DEVICES USED IN SCHOOLS

	Student Use	Teacher/ Admin Use	Change in the # of Devices Since 2017	Percent Change Since 2017	Percent Change in All Schools
DESKTOPS   WINDOWS OS	620	76	234	51%	-46%
LAPTOPS   WINDOWS OS	589	46	561	758%	99%
DESKTOPS   MAC	0	0	0	N/A	-43%
LAPTOPS   MAC	0	0	0	N/A	-3%
CHROMEBOOKS   GOOGLE	0	0	0	N/A	124%
TABLETS   WINDOWS	0	4	4	N/A	125%
TABLETS   ANDROID	0	0	0	N/A	-27%
TABLETS   IOS	1	1	2	N/A	21%
OTHER DEVICES	0	0	0	N/A	-90%
<b>ALL COMPUTING DEVICES</b>	<b>1,210</b>	<b>127</b>	<b>801</b>	<b>149%</b>	<b>53%</b>

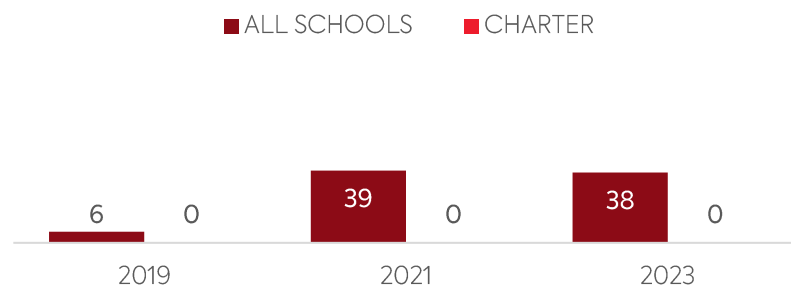
## COMPUTING DEVICES PER STUDENT



## MOBILE DEPLOYMENT


Schools With 1:1 Programs

Where Students Can Take Devices Home (%)



## FULL-TIME EQUIVALENT (FTE) TECHNICAL SUPPORT STAFF IN UTAH SCHOOLS

Computing Devices Per FTE Technical Support Staff



Teachers Per FTE Instructional Tech Support Staff

