

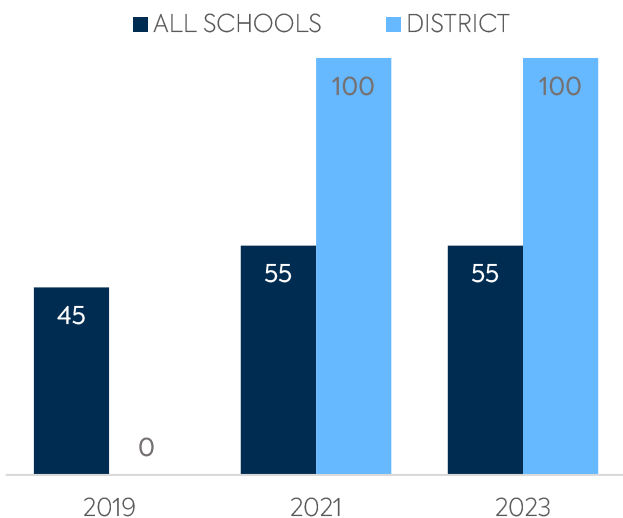
BEAVER COUNTY SCHOOL DISTRICT

DISTRICT FACTS


ENROLLMENT.....	1,523
NUMBER OF SCHOOLS.....	5
ESTIMATED % OF STUDENTS WITH INADEQUATE HOME INTERNET SERVICE.....	9%
% OF STUDENTS RECEIVING REMOTE INTERNET ACCESS SOLUTIONS OR SERVICE.....	2%

WI-FI NETWORK COVERAGE


Schools Where All Educational Spaces Have Wi-Fi Access (%)



AGE OF WI-FI ACCESS POINTS (%)



All Schools

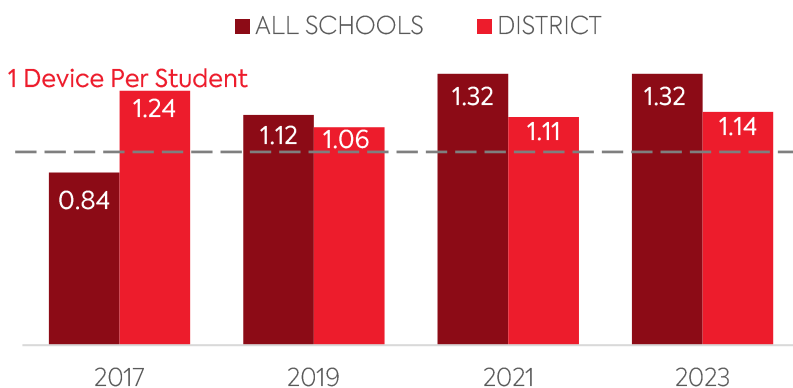


- Less Than 1 Yr. Old
- 1 Year Old
- 2 Years Old
- 3 Years Old
- 4+ Years Old
- Other, or no Wi-Fi

COMPUTING DEVICES USED IN SCHOOLS

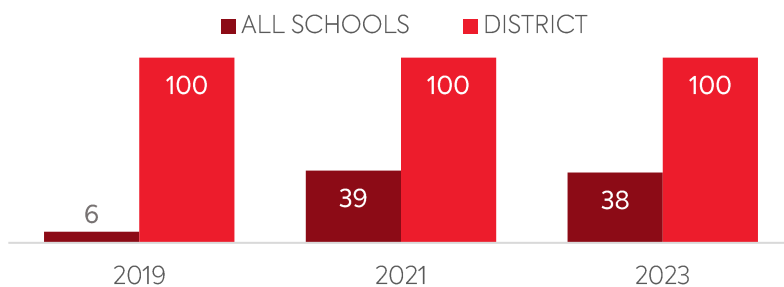
	Student Use	Teacher/Admin Use	Change in the # of Devices Since 2017	Percent Change Since 2017	Percent Change in All Schools
DESKTOPS WINDOWS OS	130	119	31	14%	-46%
LAPTOPS WINDOWS OS	0	14	2	17%	99%
DESKTOPS MAC	1	2	-35	-92%	-43%
LAPTOPS MAC	0	6	3	100%	-3%
CHROMEBOOKS GOOGLE	1,563	177	173	11%	124%
TABLETS WINDOWS	0	0	0	N/A	125%
TABLETS ANDROID	0	0	-266	-100%	-27%
TABLETS IOS	35	70	4	4%	21%
OTHER DEVICES	0	0	-135	-100%	-90%
ALL COMPUTING DEVICES	1,729	388	-223	-10%	53%

COMPUTING DEVICES PER STUDENT



MOBILE DEPLOYMENT

Schools With 1:1 Programs
Where Students Can Take Devices Home (%)



FULL-TIME EQUIVALENT (FTE) TECHNICAL SUPPORT STAFF IN UTAH SCHOOLS

Computing Devices Per FTE Technical Support Staff

Teachers Per FTE Instructional Tech Support Staff

