

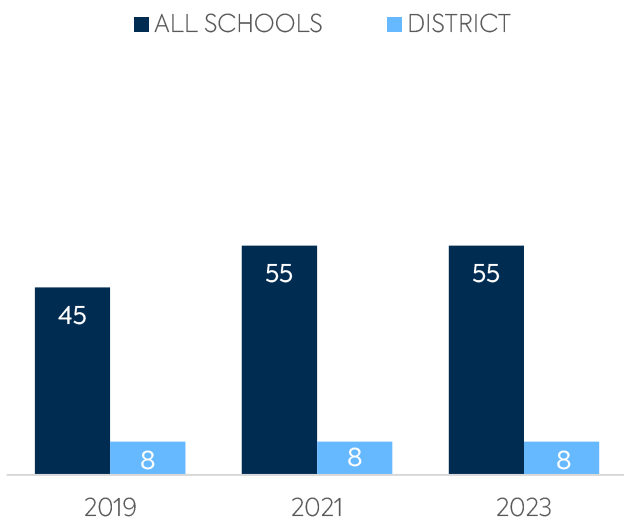
CACHE COUNTY SCHOOL DISTRICT

DISTRICT FACTS

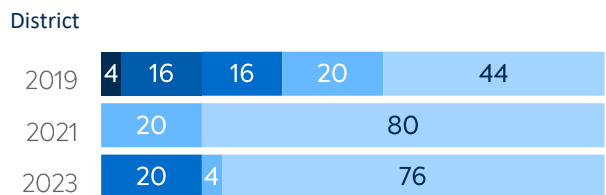
ENROLLMENT.....	19,794
NUMBER OF SCHOOLS.....	25
ESTIMATED % OF STUDENTS WITH INADEQUATE HOME INTERNET SERVICE.....	0%
% OF STUDENTS RECEIVING REMOTE INTERNET ACCESS SOLUTIONS OR SERVICE.....	5%

WI-FI NETWORK COVERAGE


Schools Where All Educational Spaces Have Wi-Fi Access (%)



AGE OF WI-FI ACCESS POINTS (%)



All Schools

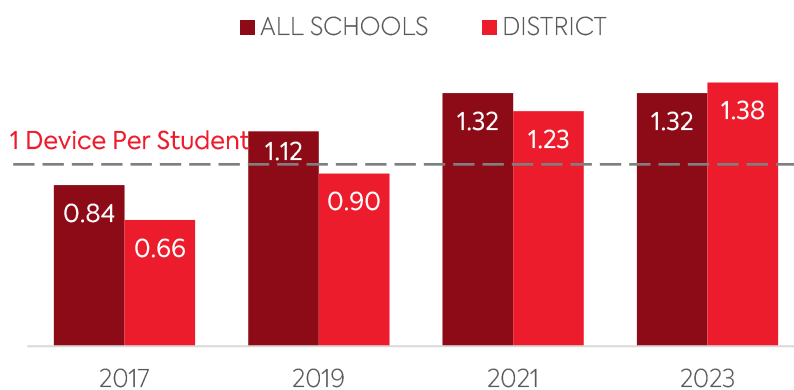


- Less Than 1 Yr. Old
- 1 Year Old
- 2 Years Old
- 3 Years Old
- 4+ Years Old
- Other, or no Wi-Fi

COMPUTING DEVICES USED IN SCHOOLS

	Student Use	Teacher/Admin Use	Change in the # of Devices Since 2017	Percent Change Since 2017	Percent Change in All Schools
DESKTOPS WINDOWS OS	1,123	1,264	-1,298	-35%	-46%
LAPTOPS WINDOWS OS	189	381	491	622%	99%
DESKTOPS MAC	124	77	-92	-31%	-43%
LAPTOPS MAC	7	79	86	N/A	-3%
CHROMEBOOKS GOOGLE	24,360	1,124	17,373	214%	124%
TABLETS WINDOWS	0	0	0	N/A	125%
TABLETS ANDROID	0	0	0	N/A	-27%
TABLETS IOS	1,414	522	-517	-21%	21%
OTHER DEVICES	0	0	0	N/A	-90%
ALL COMPUTING DEVICES	27,217	3,447	16,043	110%	53%

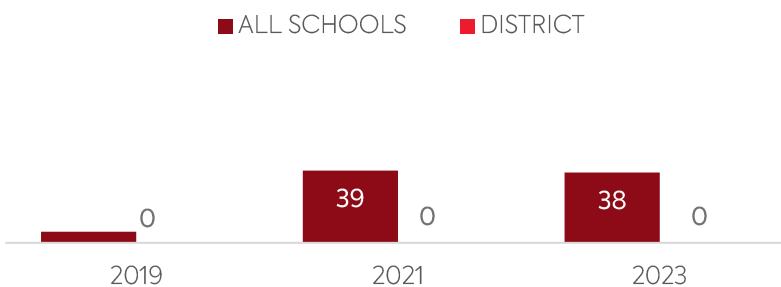
COMPUTING DEVICES PER STUDENT



MOBILE DEPLOYMENT

Schools With 1:1 Programs

Where Students Can Take Devices Home (%)



FULL-TIME EQUIVALENT (FTE) TECHNICAL SUPPORT STAFF IN UTAH SCHOOLS

Computing Devices Per FTE Technical Support Staff

Teachers Per FTE Instructional Tech Support Staff

