

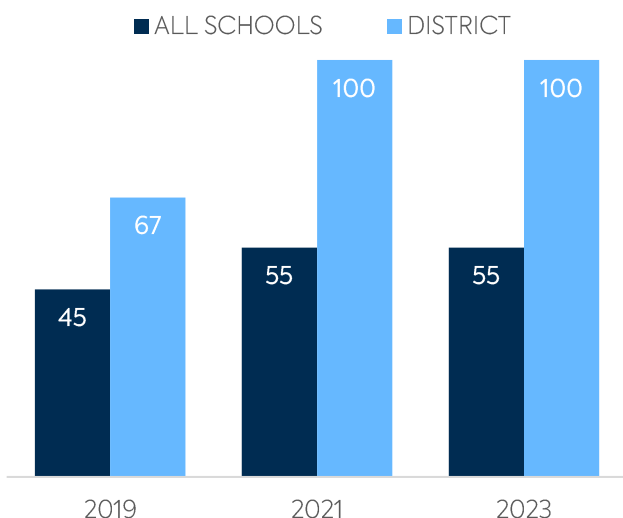
# GRAND COUNTY SCHOOL DISTRICT

## DISTRICT FACTS

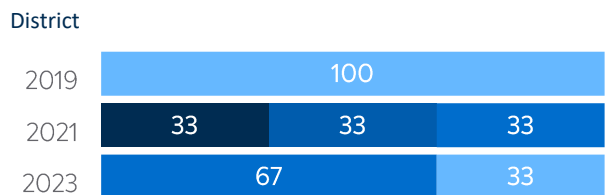
ENROLLMENT.....	1,396
NUMBER OF SCHOOLS.....	3
ESTIMATED % OF STUDENTS WITH INADEQUATE HOME INTERNET SERVICE.....	0%
% OF STUDENTS RECEIVING REMOTE INTERNET ACCESS SOLUTIONS OR SERVICE.....	0%

## WI-FI NETWORK COVERAGE


Schools Where All Educational Spaces Have Wi-Fi Access (%)



## AGE OF WI-FI ACCESS POINTS (%)



## All Schools

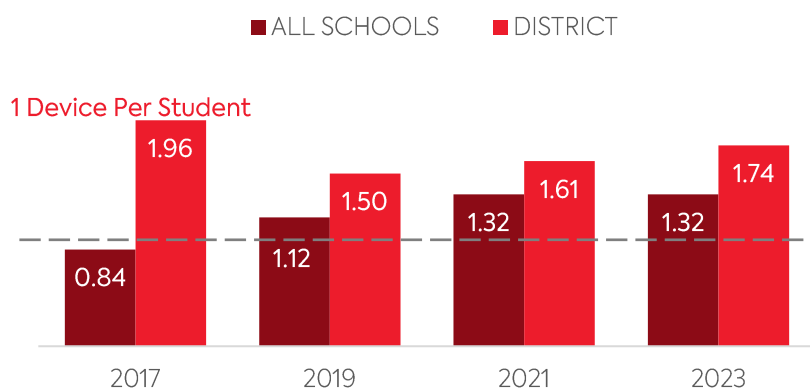


- Less Than 1 Yr. Old
- 1 Year Old
- 2 Years Old
- 3 Years Old
- 4+ Years Old
- Other, or no Wi-Fi

## COMPUTING DEVICES USED IN SCHOOLS

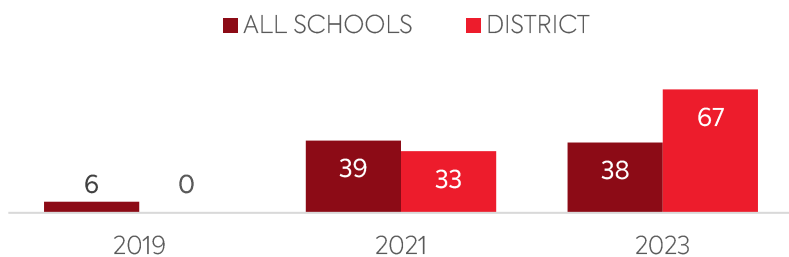
	Student Use	Teacher/Admin Use	Change in the # of Devices Since 2017	Percent Change Since 2017	Percent Change in All Schools
DESKTOPS   WINDOWS OS	302	192	9	2%	-46%
LAPTOPS   WINDOWS OS	30	32	-58	-48%	99%
DESKTOPS   MAC	25	1	2	8%	-43%
LAPTOPS   MAC	3	36	37	1,850%	-3%
CHROMEBOOKS   GOOGLE	1,994	40	1,084	114%	124%
TABLETS   WINDOWS	0	0	0	N/A	125%
TABLETS   ANDROID	0	0	-40	-100%	-27%
TABLETS   IOS	81	64	106	272%	21%
OTHER DEVICES	0	0	0	N/A	-90%
<b>ALL COMPUTING DEVICES</b>	<b>2,435</b>	<b>365</b>	<b>1,140</b>	<b>69%</b>	<b>53%</b>

## COMPUTING DEVICES PER STUDENT



## MOBILE DEPLOYMENT

Schools With 1:1 Programs  
Where Students Can Take Devices Home (%)



## FULL-TIME EQUIVALENT (FTE) TECHNICAL SUPPORT STAFF IN UTAH SCHOOLS

