

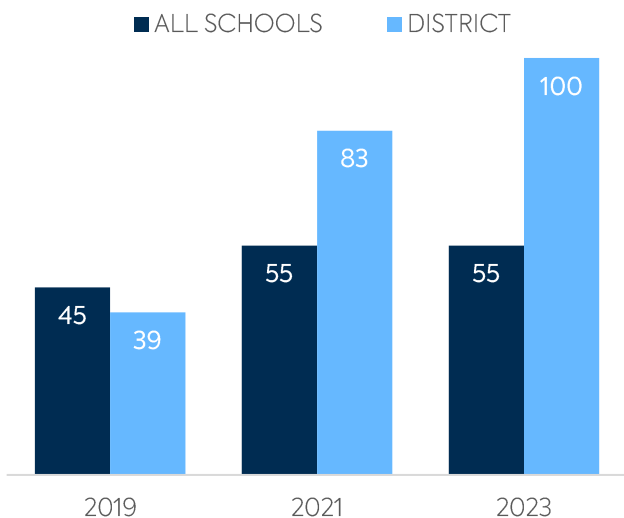
GRANITE SCHOOL DISTRICT

DISTRICT FACTS

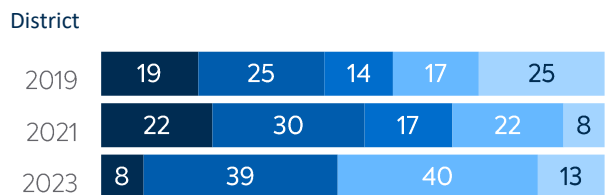
ENROLLMENT.....	61,090
NUMBER OF SCHOOLS.....	83
ESTIMATED % OF STUDENTS WITH INADEQUATE HOME INTERNET SERVICE.....	5%
% OF STUDENTS RECEIVING REMOTE INTERNET ACCESS SOLUTIONS OR SERVICE.....	5%

WI-FI NETWORK COVERAGE


Schools Where All Educational Spaces Have Wi-Fi Access (%)



AGE OF WI-FI ACCESS POINTS (%)



All Schools

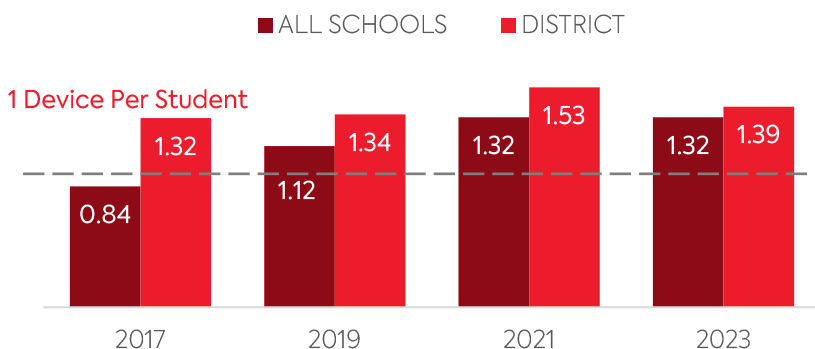


- Less Than 1 Yr. Old
- 1 Year Old
- 2 Years Old
- 3 Years Old
- 4+ Years Old
- Other, or no Wi-Fi

COMPUTING DEVICES USED IN SCHOOLS

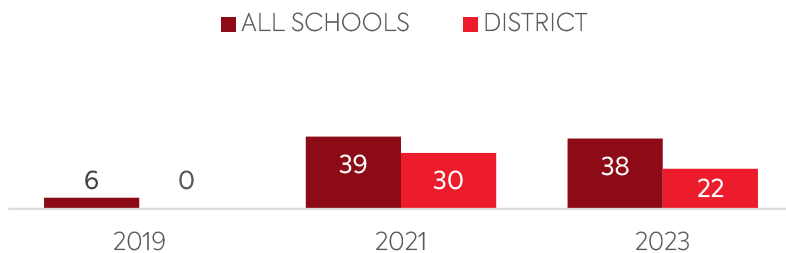
	Student Use	Teacher/Admin Use	Change in the # of Devices Since 2017	Percent Change Since 2017	Percent Change in All Schools
DESKTOPS WINDOWS OS	3,928	1,768	-19,335	-77%	-46%
LAPTOPS WINDOWS OS	30	3,882	1,745	81%	99%
DESKTOPS MAC	940	4	135	17%	-43%
LAPTOPS MAC	0	112	-134	-55%	-3%
CHROMEBOOKS GOOGLE	78,381	0	18,482	31%	124%
TABLETS WINDOWS	0	0	0	N/A	125%
TABLETS ANDROID	0	0	0	N/A	-27%
TABLETS IOS	1,840	4	-4,679	-72%	21%
OTHER DEVICES	0	0	0	N/A	-90%
ALL COMPUTING DEVICES	85,119	5,770	-3,786	-4%	53%

COMPUTING DEVICES PER STUDENT



MOBILE DEPLOYMENT

Schools With 1:1 Programs
Where Students Can Take Devices Home (%)



FULL-TIME EQUIVALENT (FTE) TECHNICAL SUPPORT STAFF IN UTAH SCHOOLS

Computing Devices Per FTE Technical Support Staff Teachers Per FTE Instructional Tech Support Staff

