

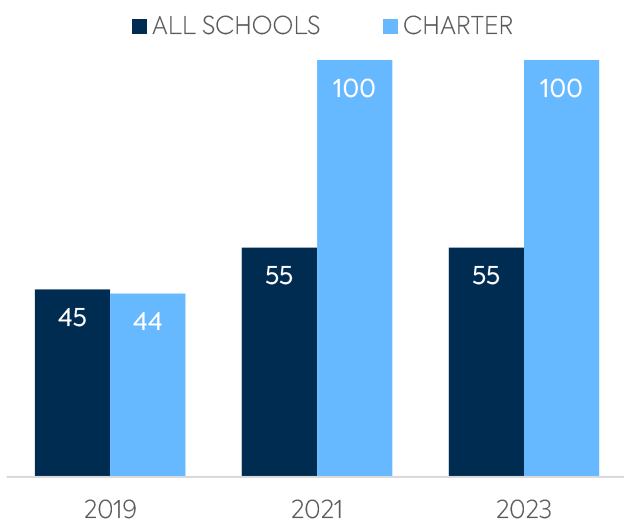
LOGAN CITY SCHOOL DISTRICT

DISTRICT FACTS

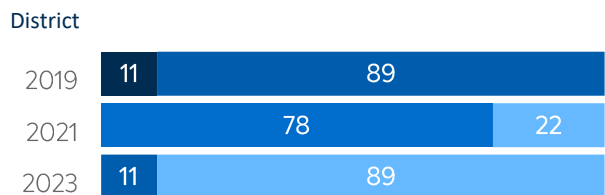
ENROLLMENT.....	5,221
NUMBER OF SCHOOLS.....	9
ESTIMATED % OF STUDENTS WITH INADEQUATE HOME INTERNET SERVICE.....	5%
% OF STUDENTS RECEIVING REMOTE INTERNET ACCESS SOLUTIONS OR SERVICE.....	1%

WI-FI NETWORK COVERAGE


Schools Where All Educational Spaces Have Wi-Fi Access (%)



AGE OF WI-FI ACCESS POINTS (%)



All Schools

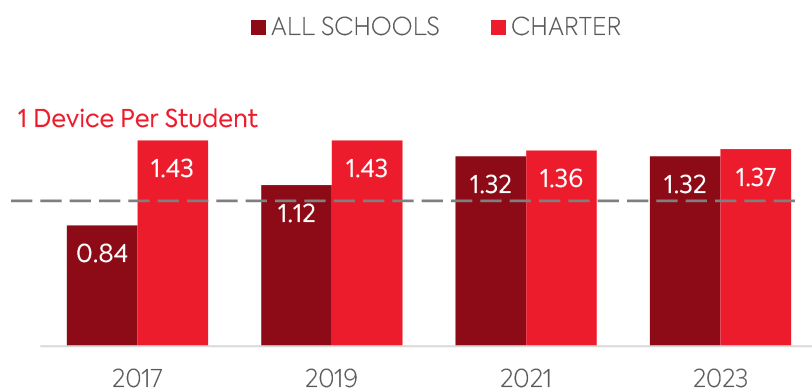


- Less Than 1 Yr. Old
- 1 Year Old
- 2 Years Old
- 3 Years Old
- 4+ Years Old
- Other, or no Wi-Fi

COMPUTING DEVICES USED IN SCHOOLS

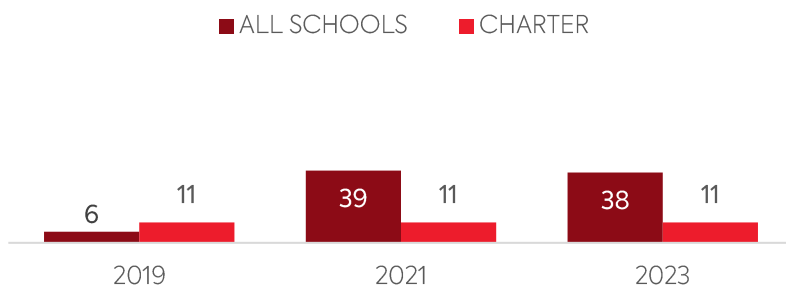
	Student Use	Teacher/Admin Use	Change in the # of Devices Since 2017	Percent Change Since 2017	Percent Change in All Schools
DESKTOPS WINDOWS OS	655	130	-316	-29%	-46%
LAPTOPS WINDOWS OS	63	152	-472	-69%	99%
DESKTOPS MAC	12	11	-356	-94%	-43%
LAPTOPS MAC	26	356	-1,880	-83%	-3%
CHROMEBOOKS GOOGLE	5,654	0	1,503	36%	124%
TABLETS WINDOWS	0	6	6	N/A	125%
TABLETS ANDROID	0	0	0	N/A	-27%
TABLETS IOS	750	150	183	26%	21%
OTHER DEVICES	0	0	0	N/A	-90%
ALL COMPUTING DEVICES	7,160	805	-1,332	-14%	53%

COMPUTING DEVICES PER STUDENT



MOBILE DEPLOYMENT

Schools With 1:1 Programs
Where Students Can Take Devices Home (%)



FULL-TIME EQUIVALENT (FTE) TECHNICAL SUPPORT STAFF IN UTAH SCHOOLS

Computing Devices Per FTE Technical Support Staff

Teachers Per FTE Instructional Tech Support Staff

