

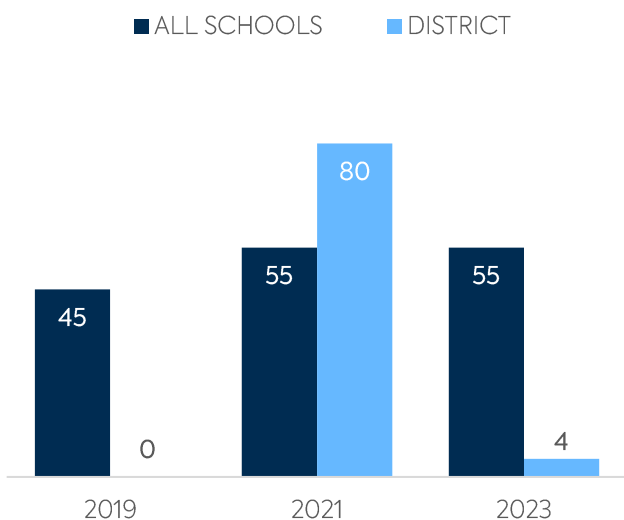
PROVO CITY SCHOOL DISTRICT

DISTRICT FACTS

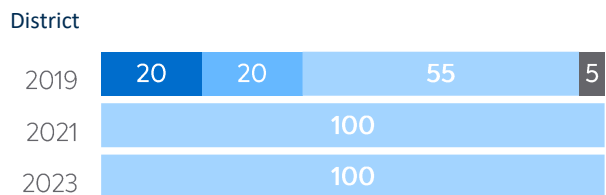
ENROLLMENT.....	13,753
NUMBER OF SCHOOLS.....	23
ESTIMATED % OF STUDENTS WITH INADEQUATE HOME INTERNET SERVICE.....	1.8%
% OF STUDENTS RECEIVING REMOTE INTERNET ACCESS SOLUTIONS OR SERVICE.....	1%

WI-FI NETWORK COVERAGE


Schools Where All Educational Spaces Have Wi-Fi Access (%)



AGE OF WI-FI ACCESS POINTS (%)



All Schools

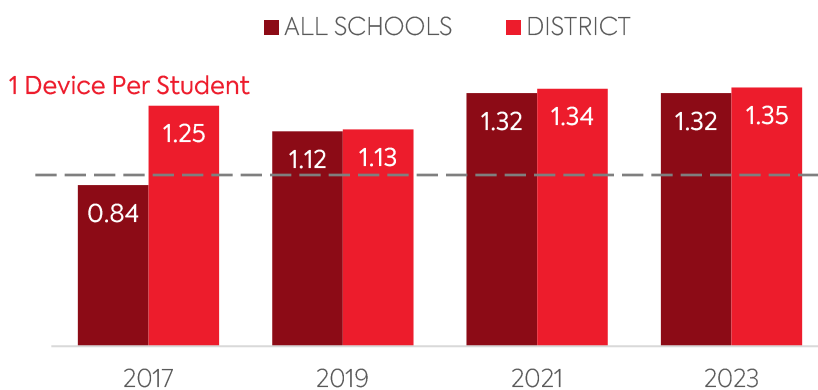


■ Less Than 1 Yr. Old ■ 1 Year Old
■ 2 Years Old ■ 3 Years Old
■ 4+ Years Old ■ Other, or no Wi-Fi

COMPUTING DEVICES USED IN SCHOOLS

	Student Use	Teacher/Admin Use	Change in the # of Devices Since 2017	Percent Change Since 2017	Percent Change in All Schools
DESKTOPS WINDOWS OS	781	8	-470	-37%	-46%
LAPTOPS WINDOWS OS	107	62	-20	-11%	99%
DESKTOPS MAC	494	25	-2,094	-80%	-43%
LAPTOPS MAC	309	1,014	-756	-36%	-3%
CHROMEBOOKS GOOGLE	14,434	95	4,285	42%	124%
TABLETS WINDOWS	2	2	4	N/A	125%
TABLETS ANDROID	0	0	0	N/A	-27%
TABLETS IOS	2,407	432	-260	-8%	21%
OTHER DEVICES	15	0	15	N/A	-90%
ALL COMPUTING DEVICES	18,549	1,638	704	4%	53%

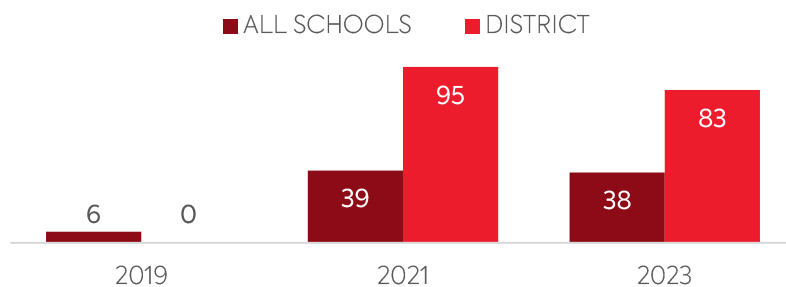
COMPUTING DEVICES PER STUDENT



MOBILE DEPLOYMENT

Schools With 1:1 Programs

Where Students Can Take Devices Home (%)



FULL-TIME EQUIVALENT (FTE) TECHNICAL SUPPORT STAFF IN UTAH SCHOOLS

Computing Devices Per FTE Technical Support Staff

Teachers Per FTE Instructional Tech Support Staff

