

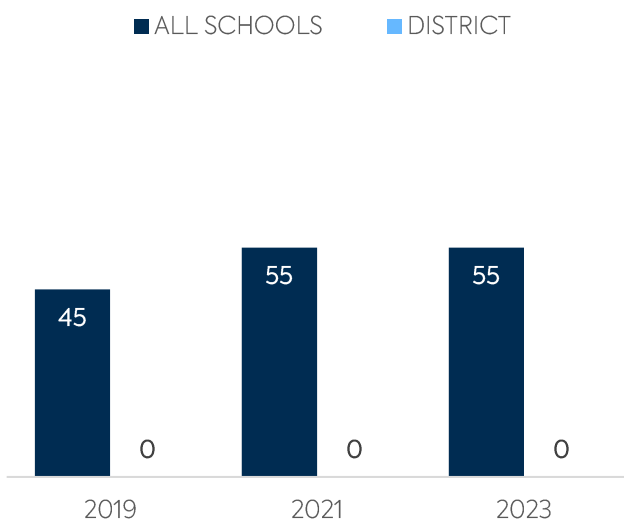
SALT LAKE CITY SCHOOL DISTRICT

DISTRICT FACTS

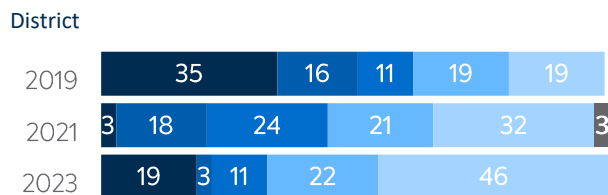
ENROLLMENT.....	18,966
NUMBER OF SCHOOLS.....	37
ESTIMATED % OF STUDENTS WITH INADEQUATE HOME INTERNET SERVICE.....	83.9%
% OF STUDENTS RECEIVING REMOTE INTERNET ACCESS SOLUTIONS OR SERVICE.....	5%

WI-FI NETWORK COVERAGE


Schools Where All Educational Spaces Have Wi-Fi Access (%)



AGE OF WI-FI ACCESS POINTS (%)



All Schools

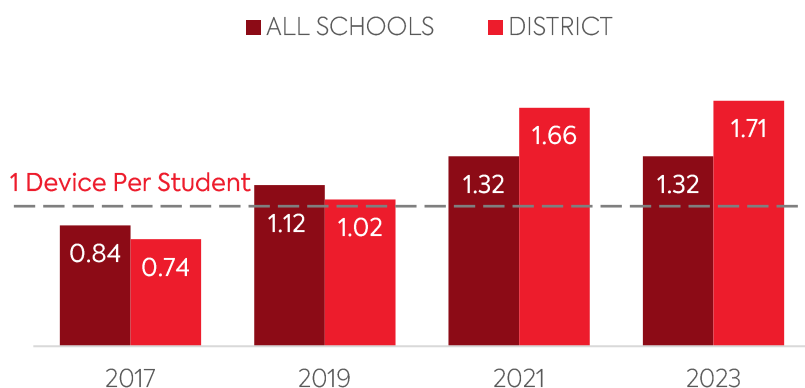


- Less Than 1 Yr. Old
- 1 Year Old
- 2 Years Old
- 3 Years Old
- 4+ Years Old
- Other, or no Wi-Fi

COMPUTING DEVICES USED IN SCHOOLS

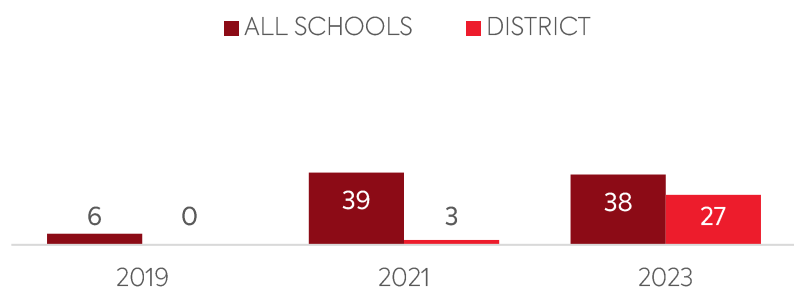
	Student Use	Teacher/Admin Use	Change in the # of Devices Since 2017	Percent Change Since 2017	Percent Change in All Schools
DESKTOPS WINDOWS OS	4,037	1,428	-3,085	-36%	-46%
LAPTOPS WINDOWS OS	24,547	1,844	18,782	247%	99%
DESKTOPS MAC	220	26	95	63%	-43%
LAPTOPS MAC	0	58	-78	-57%	-3%
CHROMEBOOKS GOOGLE	0	0	0	N/A	124%
TABLETS WINDOWS	0	4	-90	-96%	125%
TABLETS ANDROID	0	0	0	N/A	-27%
TABLETS IOS	3,550	746	31	1%	21%
OTHER DEVICES	0	0	0	N/A	-90%
ALL COMPUTING DEVICES	32,354	4,106	15,655	75%	53%

COMPUTING DEVICES PER STUDENT



MOBILE DEPLOYMENT

Schools With 1:1 Programs
Where Students Can Take Devices Home (%)



FULL-TIME EQUIVALENT (FTE) TECHNICAL SUPPORT STAFF IN UTAH SCHOOLS

