







EARLY LIGHT ACADEMY AT DAYBREAK

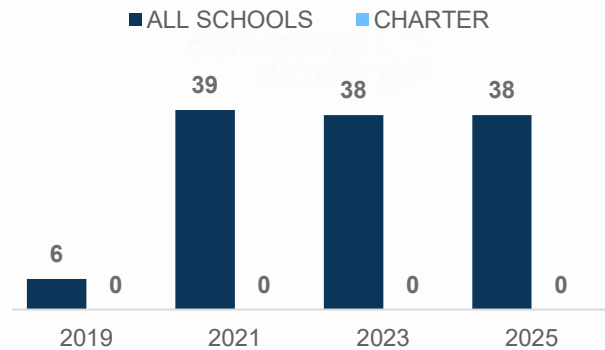
CHARTER FACTS

ENROLLMENT	1,030
NUMBER OF SCHOOLS	1
SCHOOLS WITH FULL WI-FI COVERAGE.....	100%
% OF STUDENTS RECEIVING REMOTE INTERNET ACCESS SOLUTIONS OR SERVICE.....	0%

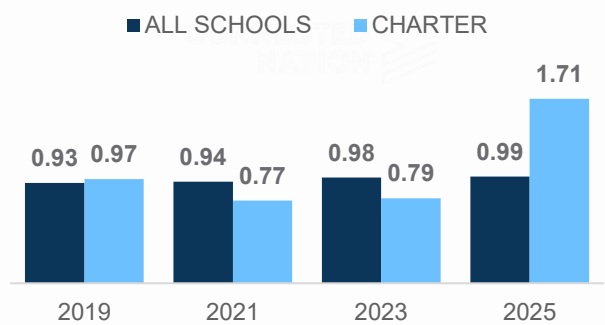
AI POLICY PRIORITIES

-  STUDENT DATA PRIVACY
-  AI SECURITY
-  AI LITERACY
-  ACCESS TO AI TOOLS
-  FUNDING FOR AI TOOLS
-  AI PROVENANCE

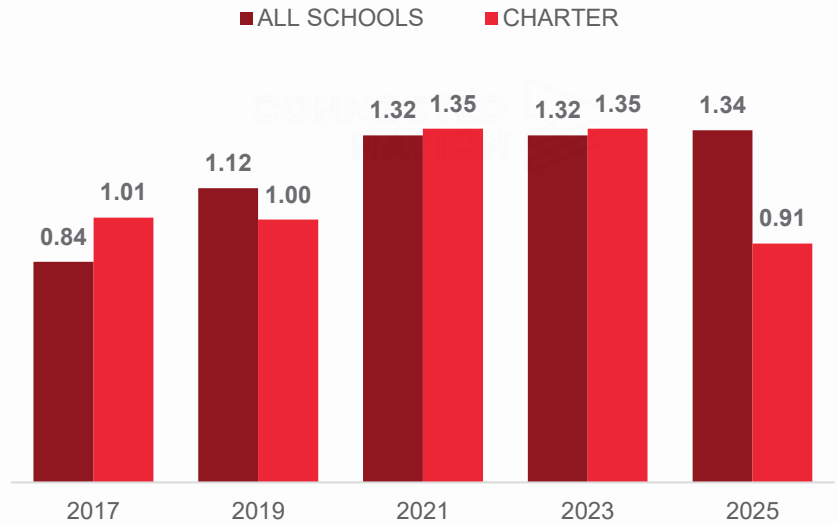
1:1 PROGRAMS WHERE STUDENTS CAN TAKE DEVICES HOME (%)



TECHNICAL SUPPORT (FTE) PER 1,000 STUDENT DEVICES



COMPUTING DEVICES PER STUDENT



COMPUTING DEVICES USED IN SCHOOLS

	Student Use	Teacher/Admin Use	Change in the # of Devices Since 2017	Percent Change Since 2017	Percent Change in All Schools
DESKTOPS WINDOWS OS	0	0	-21	-100%	-53%
LAPTOPS WINDOWS OS	28	2	-2	-6%	52%
DESKTOPS MAC	0	6	0	0%	-50%
LAPTOPS MAC	20	86	6	6%	-15%
CHROMEBOOKS GOOGLE	670	32	67	11%	145%
TABLETS WINDOWS	0	0	0	N/A	374%
TABLETS ANDROID	0	0	0	N/A	-39%
TABLETS IOS	178	38	-134	-38%	12%
OTHER DEVICES	40	0	40	N/A	-90%
ALL COMPUTING DEVICES	936	164	-44	-4%	58%

AI TOOLS PROVIDED BY CHARTER



FOR STUDENTS



FOR EDUCATORS

- Accessibility tools
- Multimedia generators
- Chatbots
- Adaptive tutoring
- Productivity tools
- Retrieval-augmented generative databases

-
-
-
-
-
-

-
-
-
-
-
-