UTAH 2025 SCHOOL TECHNOLOGY INVENTORY

UTAH EDUCATION NETWORK | CONNECTED NATION

QUEST ACADEMY

CHARTER FACTS

ENROLLMENT 1,002

NUMBER OF SCHOOLS 2

SCHOOLS WITH FULL WI-FI COVERAGE..... 100%

% OF STUDENTS RECEIVING REMOTE INTERNET ACCESS SOLUTIONS OR SERVICE..... 0%

AI POLICY PRIORITIES

- STUDENT DATA PRIVACY
- AI SECURITY
- AI LITERACY
- ACCESS TO AI TOOLS
- FUNDING FOR AI TOOLS
- AI PROVENANCE

1:1 PROGRAMS WHERE STUDENTS CAN TAKE DEVICES HOME (%)

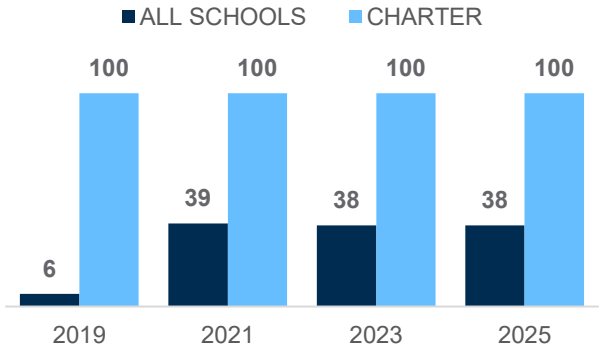

TECHNICAL SUPPORT (FTE) PER 1,000 STUDENT DEVICES

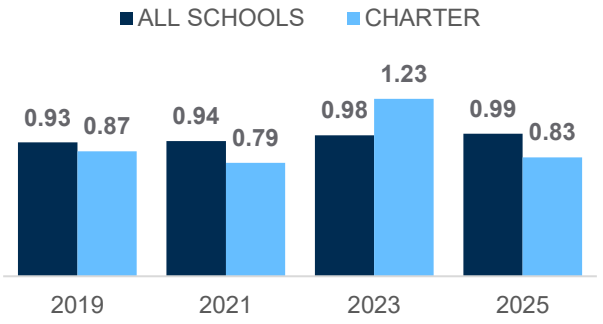

COMPUTING DEVICES PER STUDENT

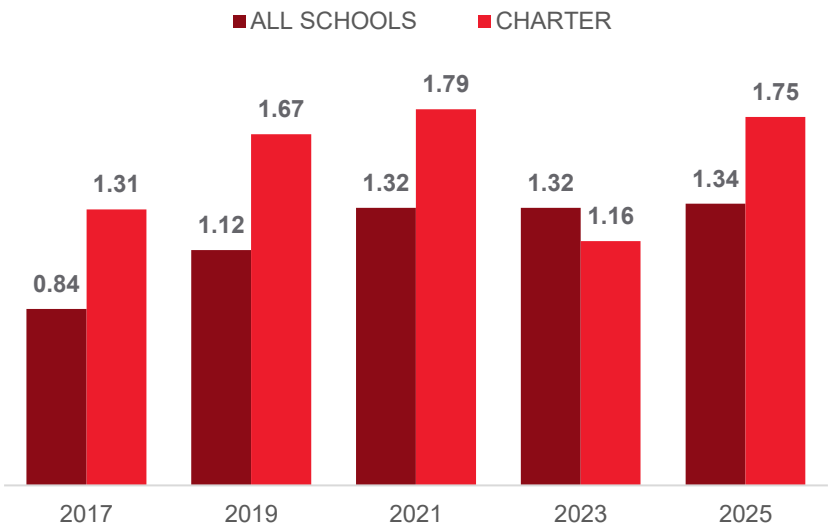

COMPUTING DEVICES USED IN SCHOOLS

	Student Use	Teacher/ Admin Use	Change in the # of Devices Since 2017	Percent Change Since 2017	Percent Change in All Schools
DESKTOPS | WINDOWS OS	0	0	0	N/A	-53%
LAPTOPS | WINDOWS OS	60	1	-46	-43%	52%
DESKTOPS | MAC	0	2	-49	-96%	-50%
LAPTOPS | MAC	30	126	-234	-60%	-15%
CHROMEBOOKS | GOOGLE	1,004	6	710	237%	145%
TABLETS | WINDOWS	0	0	0	N/A	374%
TABLETS | ANDROID	0	0	-9	-100%	-39%
TABLETS | IOS	288	122	-150	-27%	12%
OTHER DEVICES	374	0	374	N/A	-90%
ALL COMPUTING DEVICES	**1,756**	**257**	**596**	**42%**	**58%**

AI TOOLS PROVIDED BY CHARTER

	FOR STUDENTS	FOR EDUCATORS
Accessibility tools	✓	✓
Multimedia generators	✓	✓
Chatbots	✓	✓
Adaptive tutoring	✓	✓
Productivity tools	✗	✓
Retrieval-augmented generative databases	✗	✓

© 2026 Connected Nation