







SALT LAKE ACADEMY SCHOOL

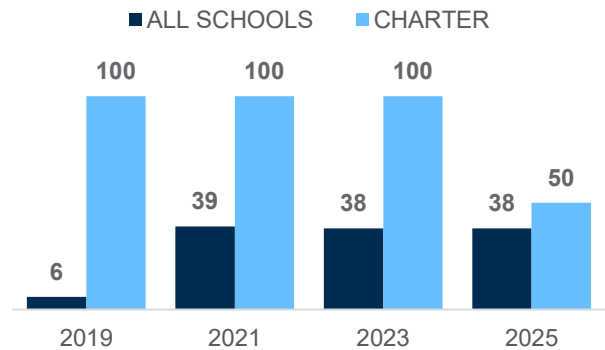
CHARTER FACTS

ENROLLMENT	910
NUMBER OF SCHOOLS	2
SCHOOLS WITH FULL WI-FI COVERAGE.....	100%
% OF STUDENTS RECEIVING REMOTE INTERNET ACCESS SOLUTIONS OR SERVICE.....	50%

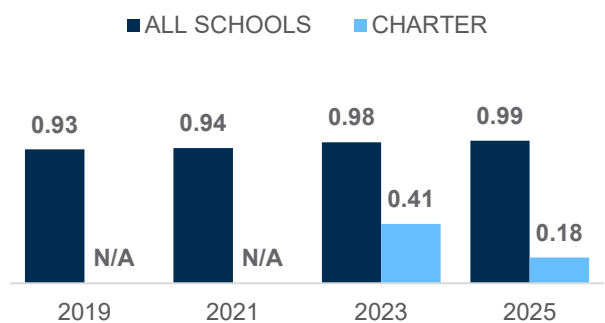
AI POLICY PRIORITIES

-  STUDENT DATA PRIVACY
-  AI SECURITY
-  AI LITERACY
-  ACCESS TO AI TOOLS
-  FUNDING FOR AI TOOLS
-  AI PROVENANCE

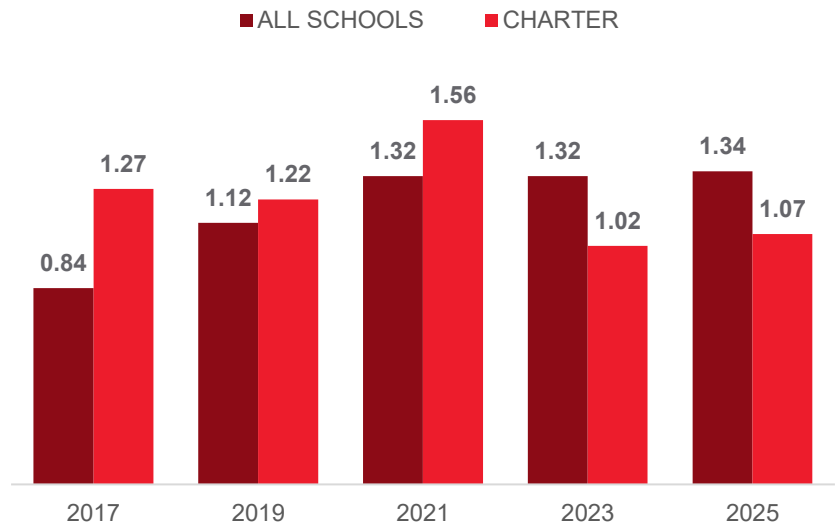
1:1 PROGRAMS WHERE STUDENTS CAN TAKE DEVICES HOME (%)



TECHNICAL SUPPORT (FTE) PER 1,000 STUDENT DEVICES



COMPUTING DEVICES PER STUDENT



COMPUTING DEVICES USED IN SCHOOLS

	Student Use	Teacher/Admin Use	Change in the # of Devices Since 2017	Percent Change Since 2017	Percent Change in All Schools
DESKTOPS WINDOWS OS	45	5	23	85%	-53%
LAPTOPS WINDOWS OS	30	105	134	13,400%	52%
DESKTOPS MAC	5	4	4	80%	-50%
LAPTOPS MAC	15	10	10	67%	-15%
CHROMEBOOKS GOOGLE	850	0	669	370%	145%
TABLETS WINDOWS	0	0	0	N/A	374%
TABLETS ANDROID	0	0	0	N/A	-39%
TABLETS IOS	30	0	27	900%	12%
OTHER DEVICES	0	0	0	N/A	-90%
ALL COMPUTING DEVICES	975	124	867	374%	58%

AI TOOLS PROVIDED BY CHARTER



FOR STUDENTS

FOR EDUCATORS

- Accessibility tools
- Multimedia generators
- Chatbots
- Adaptive tutoring
- Productivity tools
- Retrieval-augmented generative databases

-
-
-
-
-
-

-
-
-
-
-
-