

## SALT LAKE CENTER FOR SCIENCE EDUCATION

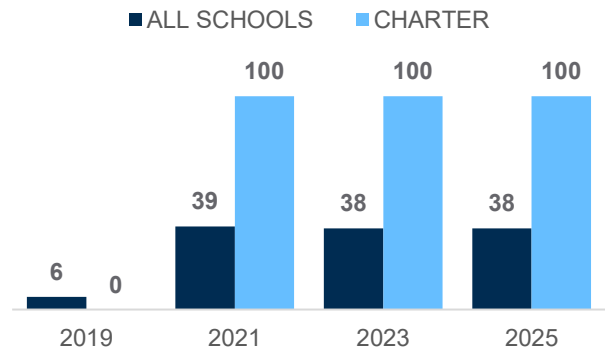
### CHARTER FACTS

ENROLLMENT .....	346
NUMBER OF SCHOOLS .....	1
SCHOOLS WITH FULL WI-FI COVERAGE.....	0%
% OF STUDENTS RECEIVING REMOTE INTERNET ACCESS SOLUTIONS OR SERVICE.....	0%

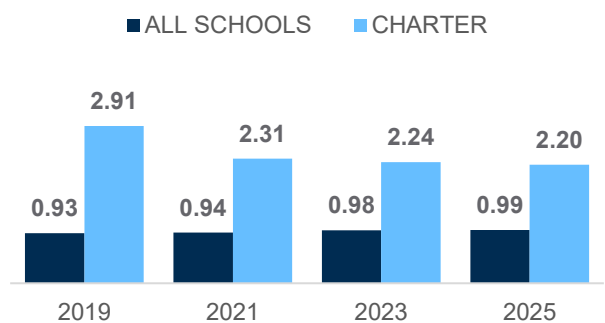
### AI POLICY PRIORITIES

- STUDENT DATA PRIVACY
- AI SECURITY
- AI LITERACY
- ACCESS TO AI TOOLS
- FUNDING FOR AI TOOLS
- AI PROVENANCE

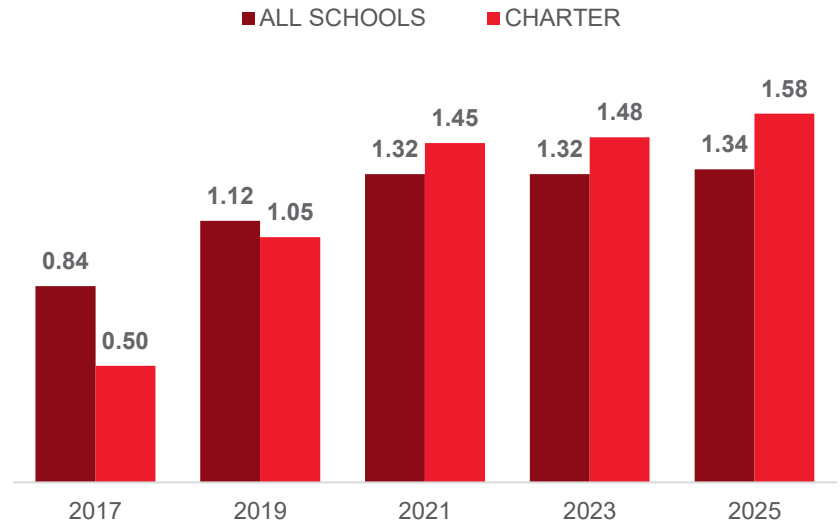
### 1:1 PROGRAMS WHERE STUDENTS CAN TAKE DEVICES HOME (%)



### TECHNICAL SUPPORT (FTE) PER 1,000 STUDENT DEVICES



### COMPUTING DEVICES PER STUDENT



### COMPUTING DEVICES USED IN SCHOOLS

Device Type	Student Use	Teacher/Admin Use	Change in the # of Devices Since 2017	Percent Change Since 2017	Percent Change in All Schools
DESKTOPS   WINDOWS OS	31	6	-113	-75%	-53%
LAPTOPS   WINDOWS OS	434	42	386	429%	52%
DESKTOPS   MAC	0	0	0	N/A	-50%
LAPTOPS   MAC	26	0	26	N/A	-15%
CHROMEBOOKS   GOOGLE	0	0	0	N/A	145%
TABLETS   WINDOWS	0	0	0	N/A	374%
TABLETS   ANDROID	0	0	0	N/A	-39%
TABLETS   IOS	55	0	37	206%	12%
OTHER DEVICES	0	0	0	N/A	-90%
<b>ALL COMPUTING DEVICES</b>	<b>546</b>	<b>48</b>	<b>336</b>	<b>130%</b>	<b>58%</b>

### AI TOOLS PROVIDED BY CHARTER



#### FOR STUDENTS

#### FOR EDUCATORS

- Accessibility tools
- Multimedia generators
- Chatbots
- Adaptive tutoring
- Productivity tools
- Retrieval-augmented generative databases

- 
- 
- 
- 
- 
- 

- 
- 
- 
- 
- 
-