UTAH 2025 SCHOOL TECHNOLOGY INVENTORY

UTAH EDUCATION NETWORK | CONNECTED NATION

VANGUARD ACADEMY (7-12)

CHARTER FACTS

ENROLLMENT 660

NUMBER OF SCHOOLS 1

SCHOOLS WITH FULL WI-FI COVERAGE..... 100%

% OF STUDENTS RECEIVING REMOTE INTERNET ACCESS SOLUTIONS OR SERVICE..... 0%

AI POLICY PRIORITIES

- STUDENT DATA PRIVACY
- AI SECURITY
- AI LITERACY
- ACCESS TO AI TOOLS
- FUNDING FOR AI TOOLS
- AI PROVENANCE

1:1 PROGRAMS WHERE STUDENTS CAN TAKE DEVICES HOME (%)

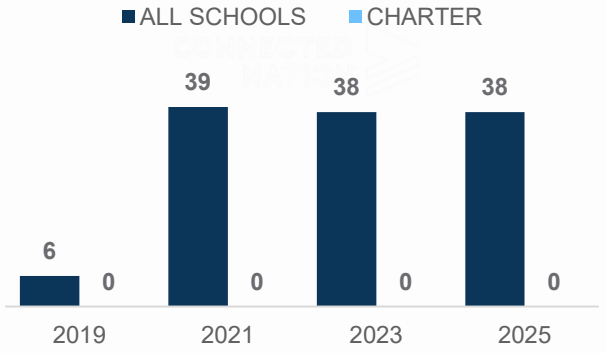

TECHNICAL SUPPORT (FTE) PER 1,000 STUDENT DEVICES

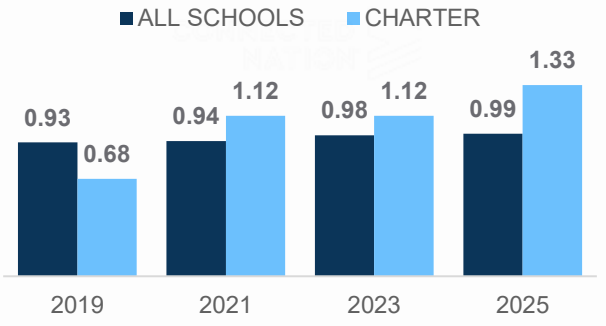

COMPUTING DEVICES PER STUDENT

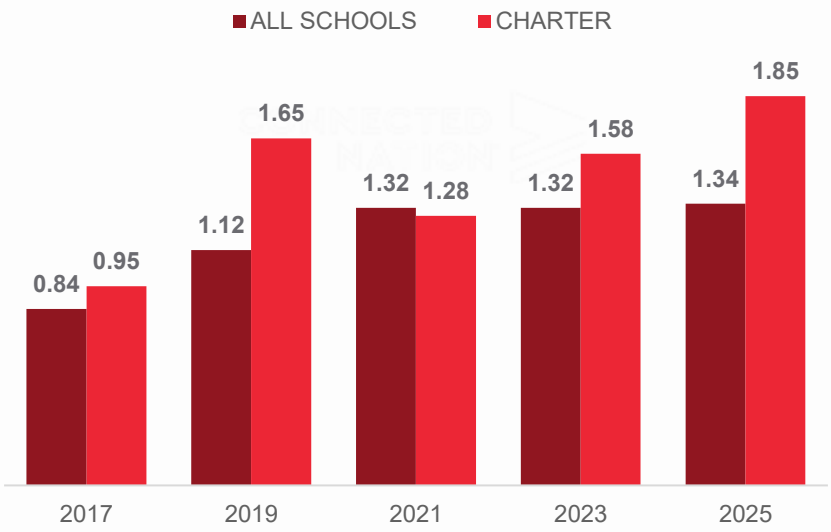

COMPUTING DEVICES USED IN SCHOOLS

	Student Use	Teacher/ Admin Use	Change in the # of Devices Since 2017	Percent Change Since 2017	Percent Change in All Schools
DESKTOPS | WINDOWS OS	90	10	32	47%	-53%
LAPTOPS | WINDOWS OS	202	62	196	288%	52%
DESKTOPS | MAC	0	0	0	N/A	-50%
LAPTOPS | MAC	0	3	-29	-91%	-15%
CHROMEBOOKS | GOOGLE	900	0	600	200%	145%
TABLETS | WINDOWS	0	0	0	N/A	374%
TABLETS | ANDROID	0	0	0	N/A	-39%
TABLETS | IOS	30	3	33	N/A	12%
OTHER DEVICES	0	0	0	N/A	-90%
ALL COMPUTING DEVICES	**1,222**	**78**	**832**	**178%**	**58%**

AI TOOLS PROVIDED BY CHARTER

	FOR STUDENTS	FOR EDUCATORS
Accessibility tools	✓	✓
Multimedia generators	✓	✓
Chatbots	✓	✓
Adaptive tutoring	✓	✓
Productivity tools	✗	✓
Retrieval-augmented generative databases	✗	✓

© 2026 Connected Nation