

VISTA AT ENTRADA SCHOOL OF PERFORMING ARTS & TECHNOLOGY

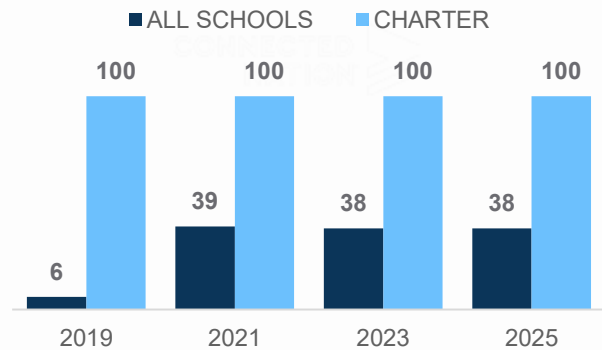
CHARTER FACTS

ENROLLMENT	1,088
NUMBER OF SCHOOLS	1
SCHOOLS WITH FULL WI-FI COVERAGE.....	100%
% OF STUDENTS RECEIVING REMOTE INTERNET ACCESS SOLUTIONS OR SERVICE.....	0%

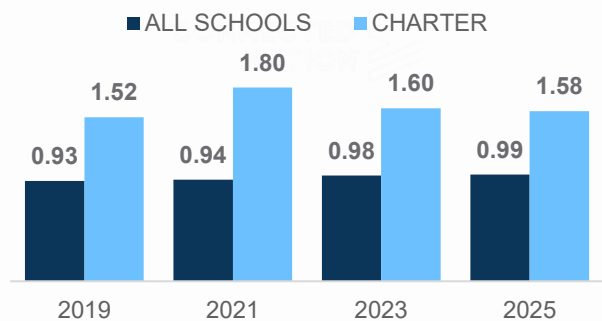
AI POLICY PRIORITIES

- STUDENT DATA PRIVACY
- AI SECURITY
- AI LITERACY
- ACCESS TO AI TOOLS
- FUNDING FOR AI TOOLS
- AI PROVENANCE

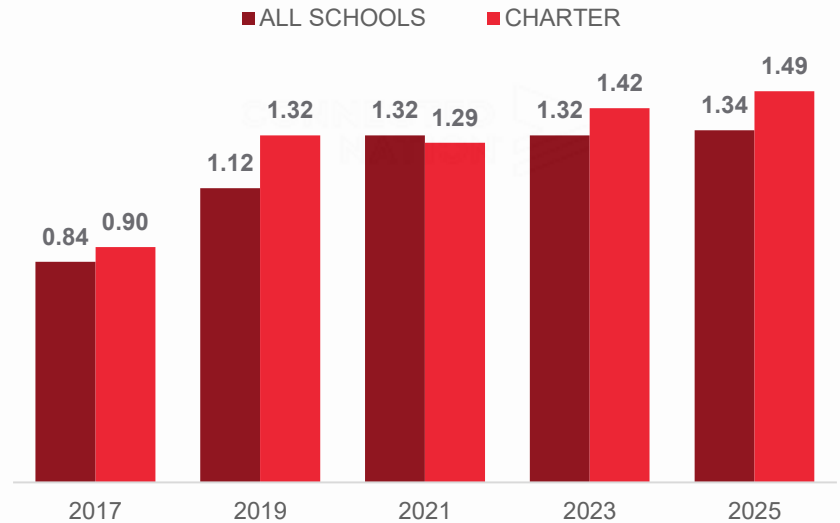
1:1 PROGRAMS WHERE STUDENTS CAN TAKE DEVICES HOME (%)



TECHNICAL SUPPORT (FTE) PER 1,000 STUDENT DEVICES



COMPUTING DEVICES PER STUDENT



COMPUTING DEVICES USED IN SCHOOLS

	Student Use	Teacher/Admin Use	Change in the # of Devices Since 2017	Percent Change Since 2017	Percent Change in All Schools
DESKTOPS WINDOWS OS	30	3	31	1,550%	-53%
LAPTOPS WINDOWS OS	0	0	0	N/A	52%
DESKTOPS MAC	60	4	-5	-7%	-50%
LAPTOPS MAC	60	73	34	34%	-15%
CHROMEBOOKS GOOGLE	1,369	6	737	116%	145%
TABLETS WINDOWS	0	0	0	N/A	374%
TABLETS ANDROID	0	0	0	N/A	-39%
TABLETS IOS	90	30	31	35%	12%
OTHER DEVICES	10	0	10	N/A	-90%
ALL COMPUTING DEVICES	1,619	116	838	93%	58%

AI TOOLS PROVIDED BY CHARTER



FOR STUDENTS

FOR EDUCATORS

- Accessibility tools
- Multimedia generators
- Chatbots
- Adaptive tutoring
- Productivity tools
- Retrieval-augmented generative databases

-
-
-
-
-
-

-
-
-
-
-
-