UTAH 2025 SCHOOL TECHNOLOGY INVENTORY

UTAH EDUCATION NETWORK | CONNECTED NATION

GARFIELD COUNTY SCHOOL DISTRICT

DISTRICT FACTS

ENROLLMENT 922

NUMBER OF SCHOOLS 7

SCHOOLS WITH FULL WI-FI COVERAGE 100%

% OF STUDENTS RECEIVING REMOTE INTERNET ACCESS SOLUTIONS OR SERVICE 0%

AI POLICY PRIORITIES

- STUDENT DATA PRIVACY
- AI SECURITY
- AI LITERACY
- ACCESS TO AI TOOLS
- FUNDING FOR AI TOOLS
- AI PROVENANCE

1:1 PROGRAMS WHERE STUDENTS CAN TAKE DEVICES HOME (%)

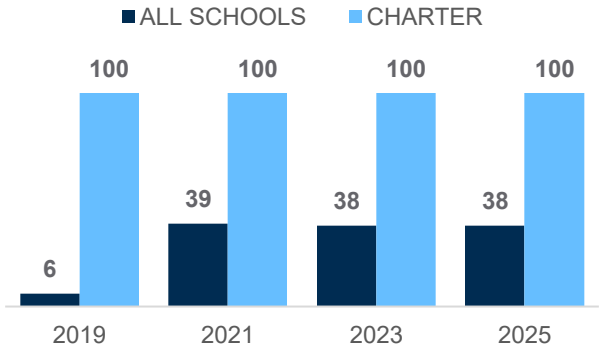

TECHNICAL SUPPORT (FTE) PER 1,000 STUDENT DEVICES

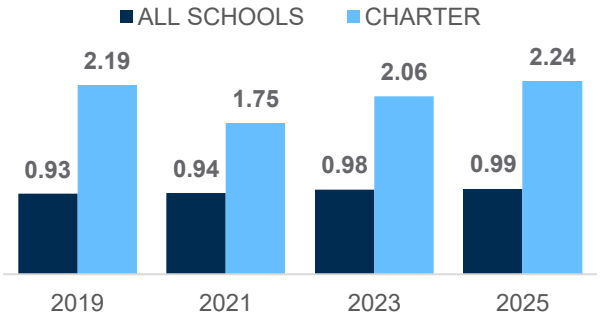

COMPUTING DEVICES PER STUDENT

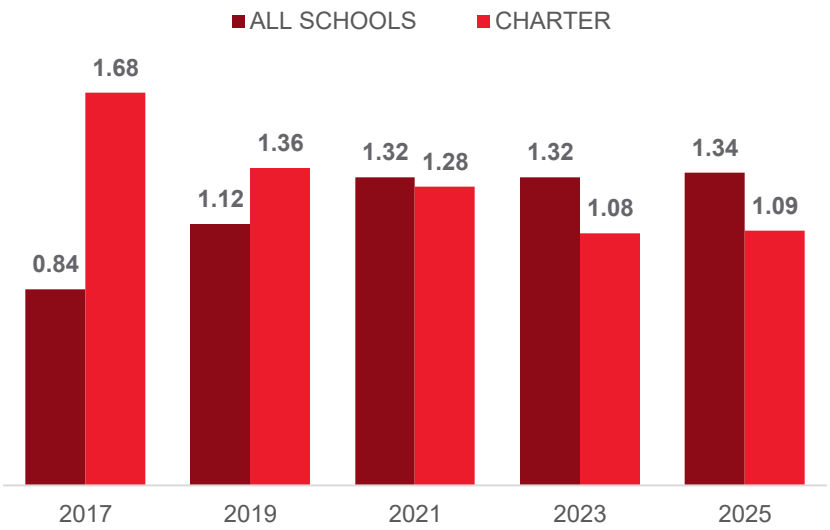

COMPUTING DEVICES USED IN SCHOOLS

	Student Use	Teacher/ Admin Use	Change in the # of Devices Since 2017	Percent Change Since 2017	Percent Change in All Schools
DESKTOPS | WINDOWS OS	90	61	-208	-58%	-53%
LAPTOPS | WINDOWS OS	0	47	-16	-25%	52%
DESKTOPS | MAC	3	0	2	200%	-50%
LAPTOPS | MAC	0	0	-2	-100%	-15%
CHROMEBOOKS | GOOGLE	870	0	-125	-13%	145%
TABLETS | WINDOWS	0	0	0	N/A	374%
TABLETS | ANDROID	15	0	12	400%	-39%
TABLETS | IOS	26	0	-12	-32%	12%
OTHER DEVICES	0	0	-244	-100%	-90%
ALL COMPUTING DEVICES	**1,004**	**108**	**-593**	**-35%**	**58%**

AI TOOLS PROVIDED BY DISTRICT

	FOR STUDENTS	FOR EDUCATORS
Accessibility tools	✓	✓
Multimedia generators	✓	✓
Chatbots	✓	✓
Adaptive tutoring	✓	✓
Productivity tools	✓	✓
Retrieval-augmented generative databases	✗	✗

© 2026 Connected Nation