UTAH 2025 SCHOOL TECHNOLOGY INVENTORY

UTAH EDUCATION NETWORK | CONNECTED NATION

JORDAN SCHOOL DISTRICT

DISTRICT FACTS

ENROLLMENT 56,496

NUMBER OF SCHOOLS 69

SCHOOLS WITH FULL WI-FI COVERAGE 94%

% OF STUDENTS RECEIVING REMOTE INTERNET ACCESS SOLUTIONS OR SERVICE 0%

AI POLICY PRIORITIES

- STUDENT DATA PRIVACY
- AI SECURITY
- AI LITERACY
- ACCESS TO AI TOOLS
- FUNDING FOR AI TOOLS
- AI PROVENANCE

1:1 PROGRAMS WHERE STUDENTS CAN TAKE DEVICES HOME (%)

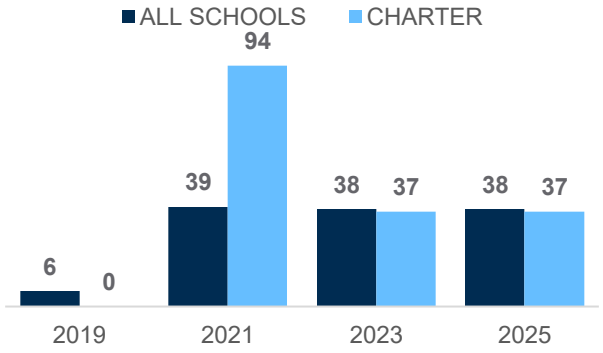

TECHNICAL SUPPORT (FTE) PER 1,000 STUDENT DEVICES

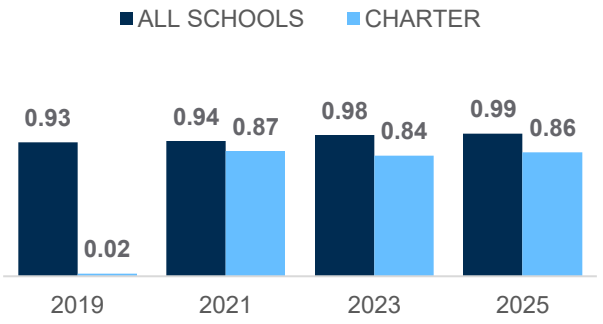

COMPUTING DEVICES PER STUDENT

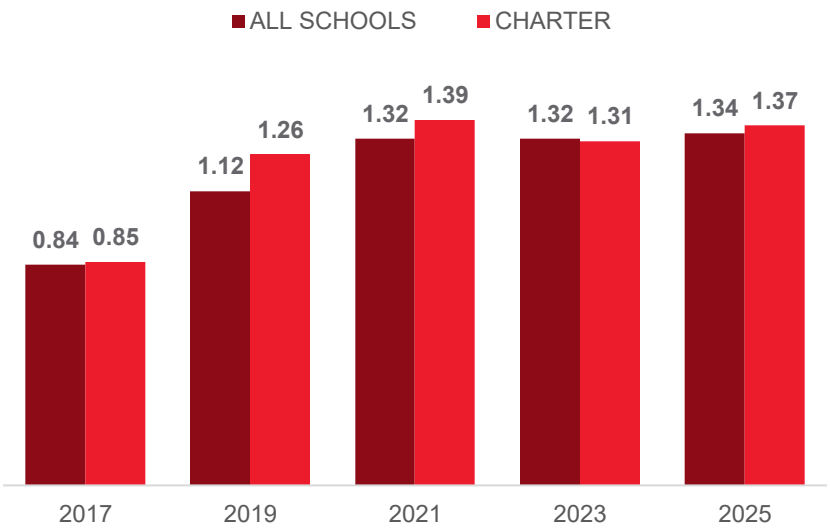

COMPUTING DEVICES USED IN SCHOOLS

	Student Use	Teacher/ Admin Use	Change in the # of Devices Since 2017	Percent Change Since 2017	Percent Change in All Schools
DESKTOPS | WINDOWS OS	2,746	709	-2,933	-46%	-53%
LAPTOPS | WINDOWS OS	298	1,346	-2,160	-57%	52%
DESKTOPS | MAC	437	320	-2,408	-76%	-50%
LAPTOPS | MAC	175	3,488	-3,379	-48%	-15%
CHROMEBOOKS | GOOGLE	69,889	24	46,730	202%	145%
TABLETS | WINDOWS	0	0	-16	-100%	374%
TABLETS | ANDROID	0	0	-17	-100%	-39%
TABLETS | IOS	3,875	2,612	-3,347	-34%	12%
OTHER DEVICES	0	0	-61	-100%	-90%
ALL COMPUTING DEVICES	**77,420**	**8,499**	**32,409**	**61%**	**58%**

AI TOOLS PROVIDED BY DISTRICT

	FOR STUDENTS	FOR EDUCATORS
Accessibility tools	✓	✓
Multimedia generators	✓	✓
Chatbots	✓	✓
Adaptive tutoring	✓	✓
Productivity tools	✓	✓
Retrieval-augmented generative databases	✗	✗

© 2026 Connected Nation