



## HOW TO EARN A DIGITAL BADGE

### STEP 1: Open MIDAS:

<https://usbe.midaseducation.com>

### STEP 2: Log into MIDAS:




A screenshot of the Utah State Board of Education website. The top left corner features the Utah State Board of Education logo and name. The top right corner has two buttons: 'Log In' (green) and 'My Cart' (brown). The 'Log In' button is circled in red. Below the header is a navigation menu with 'Home', 'Course Registration', 'Badges', and 'Contact Us'. A light blue box contains the text 'Accessing Your MIDAS Account' and 'In order to access your MIDAS account, click the "Log In" button on the top right corner of this screen:'. Below this text are two buttons: 'Log In' (green) and 'My Cart' (brown). The 'Log In' button is also circled in red.

### STEP 3: Click Badges:

A screenshot of the Utah State Board of Education website. The top left corner features the Utah State Board of Education logo and name. The top right corner has two buttons: 'Log In' (green) and 'My Cart' (brown). The navigation menu below the header has 'Home', 'Course Registration', 'Badges', and 'Contact Us'. The 'Badges' menu item is circled in red. Below the navigation menu is a light blue box containing the text 'Accessing Your MIDAS Account' and 'In order to access your MIDAS account, click the "Log In" button on the top right corner of this screen:'. Below this text are two buttons: 'Log In' (green) and 'My Cart' (brown). The 'Log In' button is also circled in red.



**STEP 4: Scroll through the badge catalog, and click Learn More on the badge you want to earn:**

Disciplinary Literacy	Disciplinary Literacy	Disciplinary Literacy
 <p data-bbox="289 611 516 653"><b>Media Literacy Across the Curriculum</b></p> <p data-bbox="289 695 544 993">Media literacy empowers students to be critical thinkers and evaluators of an increasingly wide range of messages that combine images, language, and sound. It is the development of a broader set of literacy skills helping students comprehend and evaluate the messages they receive. Effective educators in all disciplines teach their students to do the following: analyze and evaluate the message; determine the intended audience; analyze the source; state the purpose of the message.</p> <p data-bbox="293 1014 418 1035"><b>0.50 USBE Credits</b></p> <p data-bbox="293 1056 402 1077">Badge No. 2392</p> <p data-bbox="293 1115 386 1136"><a href="#">Learn More</a></p>	 <p data-bbox="615 611 787 653"><b>Reading Across the Curriculum</b></p> <p data-bbox="615 695 868 955">Reading is an essential part of literacy. Teachers are responsible to support students in learning how to read in the style of the disciplines they teach—e.g., reading like a scientist, reading like a mathematician, etc. Educators who support reading literacy in their content areas do the following: teach discipline-specific reading practices; employ a variety of text types, encourage reading to use the information within the discipline.</p> <p data-bbox="620 976 745 997"><b>0.50 USBE Credits</b></p> <p data-bbox="620 1018 729 1039">Badge No. 2387</p> <p data-bbox="620 1115 712 1136"><a href="#">Learn More</a></p>	 <p data-bbox="941 611 1144 653"><b>Speaking and Listening Across the Curriculum</b></p> <p data-bbox="941 695 1195 913">Speaking and listening are essential literacy skills. Educators in all content areas are responsible to support students in learning how to participate in the discourse of the disciplines they teach. Effective educators support their students in learning speaking and listening skills by providing opportunities for student-led instruction, collaborative discussion, and active listening.</p> <p data-bbox="946 934 1071 955"><b>0.50 USBE Credits</b></p> <p data-bbox="946 976 1055 997">Badge No. 2393</p> <p data-bbox="946 1115 1039 1136"><a href="#">Learn More</a></p>


**STEP 5: Click Earn This Badge:**

[Home](#) [Course Registration](#) [Badges](#) [Contact Us](#)

---

**Reading Across the Curriculum**

[Back to Badge Catalog](#)



Reading is an essential part of literacy. Teachers are responsible to support students in learning how to read in the style of the disciplines they teach—e.g., reading like a scientist, reading like a mathematician, etc. Educators who support reading literacy in their content areas do the following: teach discipline-specific reading practices; employ a variety of text types, encourage reading to use the information within the discipline.

[Earn this Badge](#)

---

**EARNING THIS BADGE**

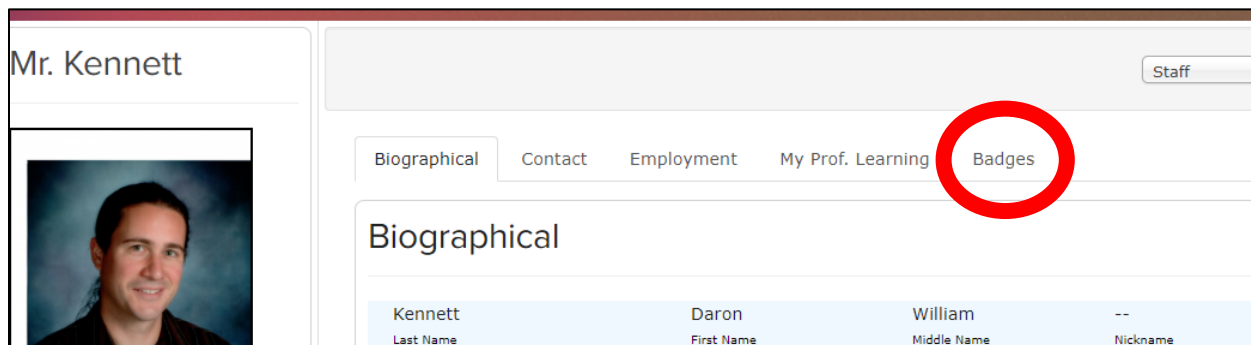
To earn this badge you will submit two different pieces/types of evidence from the list below to demonstrate your proficiency. You will also complete a short written or video reflective analysis.



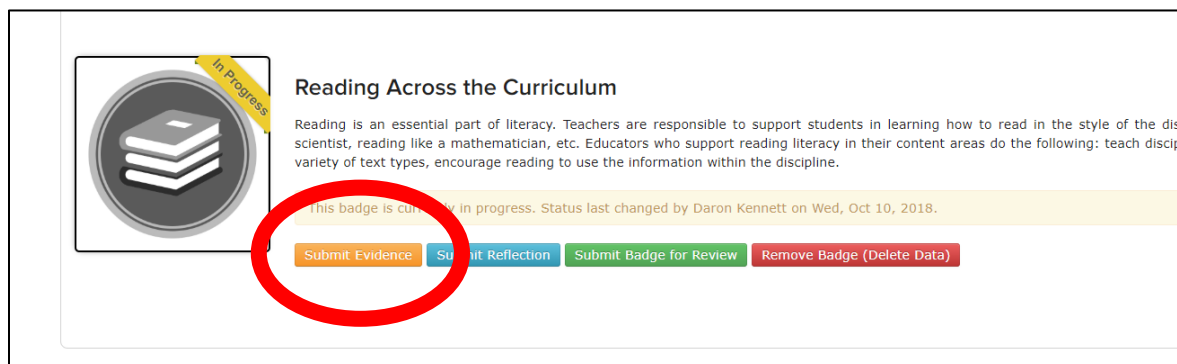
**STEP 6: Go to My Portal:**



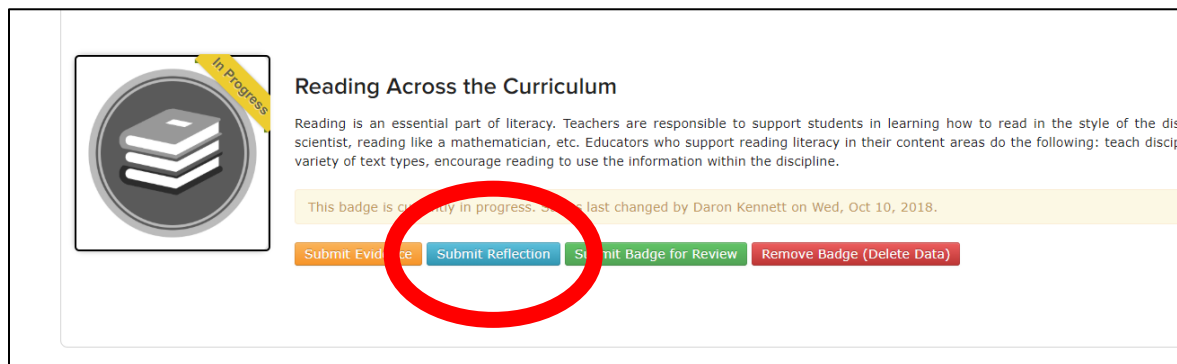
**STEP 7: Click Badges:**



**STEP 8: Click Submit Evidence, and upload the required evidence:**

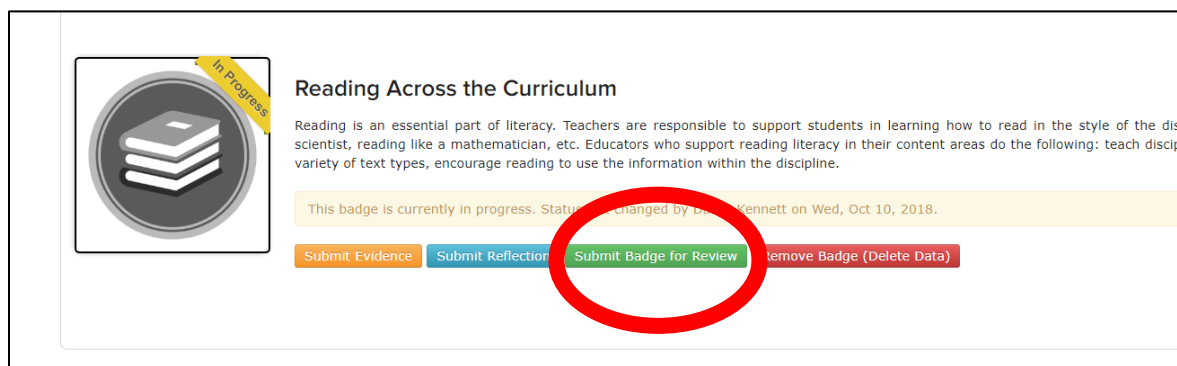


**STEP 9: Click Submit Reflection, and type or upload your reflection:**



The screenshot shows a badge interface for 'Reading Across the Curriculum'. On the left is a circular icon with a stack of books and a yellow 'In Progress' banner. To the right, the title 'Reading Across the Curriculum' is followed by a paragraph of text. Below this is a yellow status bar with the text 'This badge is currently in progress. Status last changed by Daron Kennett on Wed, Oct 10, 2018.' At the bottom, there are four buttons: 'Submit Evidence' (orange), 'Submit Reflection' (blue, circled in red), 'Submit Badge for Review' (green), and 'Remove Badge (Delete Data)' (red).

**STEP 10: Click Submit Badge for Review:**



This screenshot is identical to the one above, showing the 'Reading Across the Curriculum' badge interface. In this step, the 'Submit Badge for Review' button (green) is circled in red.

Step 11: Resubmit if your evidence/reflection is returned for revision.

Step 12: Celebrate when your badge is awarded!

