

Name \_\_\_\_\_

## *Patterns in Measurement*

Length of Side (cm)	Perimeter (cm)	Area (cm <sup>2</sup> )	Volume (cm <sup>3</sup> )
1			
2			
3			
4			
5			
6			
7			
8			

1. What pattern do you notice in the perimeter results? Write a rule for the pattern.

---



---



---

2. What pattern do you notice in the area results? Write a rule for the pattern.

---



---



---

3. What pattern do you notice in the volume results? Write a rule for the pattern.

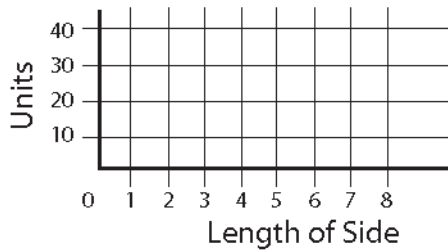
---

---

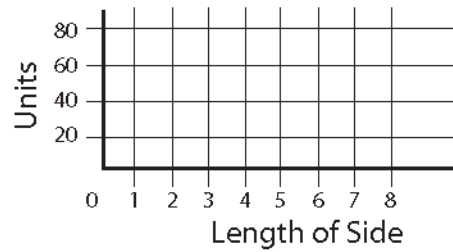
---

Use the information from the table to draw the following graphs.

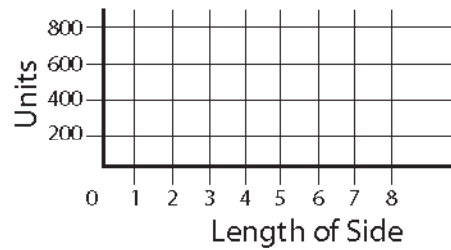
**Perimeter**



**Area**



**Volume**



4. Describe the shape of the perimeter graph.

---

---

---

5. Describe the shape of the area graph.

---

---

---

6. Describe the shape of the volume graph.

---

---

---