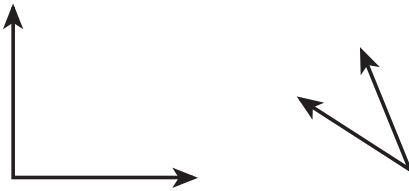
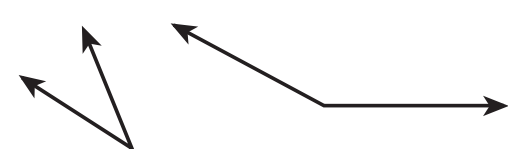
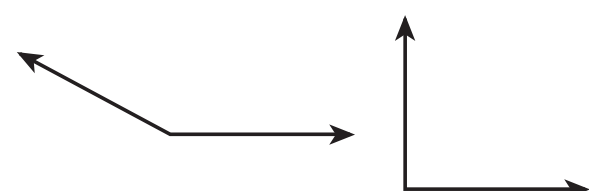
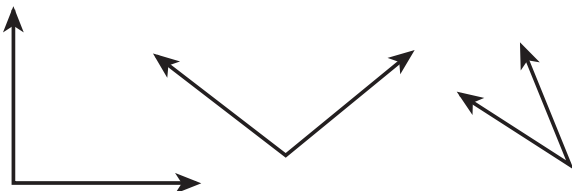


Name _____

Angle Assessment

Follow the directions in each box carefully. If you are asked to draw an angle make sure you use your ruler and be as accurate as you can.

<p>Draw a 90° angle</p>	<p>Draw an acute angle</p>
<p>Draw a circle. Show how many degrees are in a circle.</p>	<p>Draw a 45° angle</p>
<p>Draw an obtuse angle</p>	<p>Circle the right angle</p> 
<p>Circle the acute angle</p> 	<p>Circle the obtuse angle</p> 
<p>Circle the 90° angle</p> 	<p>Circle the 120° angle</p> 